

A man with a beard and short brown hair is looking upwards and to the right. He is wearing a black t-shirt. The background is dark with out-of-focus lights in blue and yellow, creating a bokeh effect.

Owen.

Mastering forex affiliate marketing

A COMPREHENSIVE GUIDE

Owen Morton



Sign up before you start this book

FunderPro

FunderPro is a unique trading platform that combines traditional trading features with access to funding solutions for traders. It allows traders to manage capital from investors, making it possible to scale up their trading activities with third-party funding.

Benefits:

- **Access to Funding:** FunderPro connects traders with potential investors, offering opportunities to manage larger accounts and earn performance-based fees.
 - **Low-Risk Capital:** Traders can gain access to capital without risking their own funds, reducing personal financial exposure.
 - **Profit-Sharing Models:** Flexible profit-sharing arrangements with investors enable traders to benefit from their performance without needing large initial capital.
 - **Advanced Trading Platform:** FunderPro provides cutting-edge trading tools, analytics, and platforms to maximize efficiency.
-

Why Sign Up: FunderPro is perfect for experienced traders who want to expand their trading operations by managing capital from investors. It's an excellent option for traders with a strong track record looking for external funding to grow their earnings without increasing personal risk.

[Sign up now](#)

TradesAI

TradesAI is a sophisticated trading tool that uses artificial intelligence and machine learning to assist traders in making more informed decisions. It provides automated trading solutions, real-time market analysis, and risk management features, making it a cutting-edge solution for modern traders.

Benefits:


- **AI-Powered Analysis:** Get access to market predictions and insights powered by artificial intelligence, enabling data-driven trading strategies.
- **Automated Trading:** Offers algorithmic trading solutions to capitalize on market movements without manual intervention.
- **Risk Management Tools:** TradesAI includes advanced tools for managing risk, helping traders mitigate losses and improve trade consistency.
- **24/7 Trading:** Constant monitoring and trading to maximize opportunities in global markets.

Why Sign Up: tradesAI is perfect for traders who want to leverage AI technology to enhance their trading strategies. Its automation features make it ideal for those who prefer hands-off trading while benefiting from sophisticated market insights and risk management.

[Sign up now](#)

Introduction

Welcome to Forex Affiliate Marketing! This book is your easy guide to making money by promoting forex trading platforms online. You do not need to be a trader or have any special knowledge of finance—just a desire to learn how to connect others with forex brokers and earn commissions in return.



Owen.

If you are new to affiliate marketing, this book will explain everything you need to know in a simple, step-by-step way. You will learn how to get started, promote trading platforms, and earn money by helping others find the right broker. Forex affiliate marketing is a great opportunity because the forex market is huge, and many people are looking to get involved in trading.

By the end of this book, you will have all the tools and strategies you need to start earning through forex affiliate marketing, and you can turn this into a source of income that works for you.

Overview Of Forex Affiliate Marketing

Forex affiliate marketing is a simple way to make money by promoting forex trading platforms. As an affiliate, you help connect people to brokers who offer forex trading services. When someone signs up and starts trading through your referral link, you earn a commission.

This works without you needing to trade yourself. Your role is to promote the broker through your website, blog, social media, or other online channels. Forex affiliate marketing is popular because it offers high earning potential, as the forex market is one of the largest financial markets in the world.

In this book, you will learn how to choose the right brokers, promote them effectively, and turn forex affiliate marketing into a steady income source. It is a great opportunity for anyone interested in earning money online, whether you are new to marketing or already have experience.

Definition and Significance

Forex affiliate marketing is a form of online marketing where you promote forex brokers in exchange for commissions. Your main task is to refer people to forex trading platforms by sharing a special link. When someone registers and trades using your link, you get paid by the broker.

This type of affiliate marketing is significant because it connects people who are interested in trading with trusted brokers. It is also a win-win situation: the broker gains new clients, and you, as the affiliate, earn a commission. The forex market is massive and constantly growing, making forex affiliate marketing a valuable opportunity for anyone wanting to earn money by helping others get started with trading.

Potential for Income Generation

Forex affiliate marketing has a strong potential for generating income because of the size and activity of the forex market. Brokers offer competitive commissions to affiliates, meaning you can earn significant money when people sign up and trade through your referral link.

One great thing about this model is that your income can grow over time. Some brokers offer ongoing commissions, which you can continue to earn as long as the referred traders keep

trading. This can turn into a reliable source of passive income, as your past referrals may keep generating earnings for you without additional effort.

With the right promotion strategies and by targeting the right audience, the potential for earning in forex affiliate marketing can be quite high.

Purpose Of The Book

The purpose of this book is to guide you through the basics of forex affiliate marketing and show you how to start earning money by promoting forex trading platforms. Whether you are completely new to affiliate marketing or have some experience, this book will provide practical steps and easy-to-follow advice to help you succeed.

By the end of the book, you will have a clear understanding of how to choose the right brokers, create effective promotions, and build a reliable income stream through forex affiliate marketing. The goal is to give you all the knowledge and tools you need to get started and grow in this profitable niche.

What Readers Will Learn

In this book, readers will learn how to get started with forex affiliate marketing, even if they have no prior experience. You will discover:

-
- How forex affiliate marketing works and why it is a profitable opportunity.
-
- How to find and choose the best forex affiliate programs to partner with.
-
- The best ways to promote forex brokers through websites, blogs, social media, and other channels.
-
- Tips and strategies to maximize your earnings and attract the right audience.
-
- How to track your performance and improve your marketing efforts over time.
-

By the end of the book, you will have the skills and knowledge to confidently promote forex platforms and earn commissions.

Target Audience

This book is designed for anyone interested in exploring forex affiliate marketing. Whether you are a complete beginner or someone with some experience in affiliate marketing, you will find valuable information here.

Specifically, the target audience includes:

-
- Aspiring Affiliates: Individuals looking to start their journey in affiliate marketing and seeking a profitable niche.

Owen.

-
- Forex Traders: Those who already have experience with forex trading and want to leverage their knowledge to earn money through affiliate marketing.
-
- Marketers: People with a background in online marketing who want to expand their skills into the forex industry.
-
- Entrepreneurs: Anyone looking for new ways to generate income online, especially through passive income streams.

By addressing this diverse audience, the book aims to provide insights and strategies that cater to different levels of experience and expertise in forex affiliate marketing.

Understanding Forex Trading

Forex trading, short for foreign exchange trading, involves the buying and selling of currencies on the global market. Unlike traditional stock markets, the forex market operates 24 hours a day, five days a week, allowing traders to engage at any time.



Owen.

At its core, forex trading is about exchanging one currency for another. For example, if you believe the euro will increase in value compared to the US dollar, you can buy euros with dollars. If your prediction is correct, you can later sell the euros for a profit.

The forex market is characterized by its liquidity and high trading volumes, making it an attractive option for traders. Understanding key concepts such as currency pairs, pips, and leverage is essential for anyone looking to navigate this dynamic market. In this chapter, we will break down these fundamental concepts and explore how they shape trading strategies.

Basics Of Forex Trading (Currency Pairs, Pips, Leverage)

Forex trading is unique because it always involves trading in pairs. A currency pair consists of two currencies: the base currency and the quote currency.

Currency Pairs

- **Base Currency:** This is the first currency in the pair. It represents how much of the quote currency is needed to buy one unit of the base currency. For example, in the pair EUR/USD, the euro (EUR) is the base currency.
- **Quote Currency:** This is the second currency in the pair. It shows the value of one unit of the base currency in terms of the quote currency. In the EUR/USD example, if the exchange rate is 1.20, it means 1 euro is worth 1.20 US dollars.

Currency pairs are typically categorized into three types:

- **Major Pairs:** These include the most traded currencies, like USD, EUR, and JPY. Examples are EUR/USD and USD/JPY.
- **Minor Pairs:** These involve currencies that are less frequently traded. For example, EUR/GBP.
- **Exotic Pairs:** These pairs consist of one major currency and one from a developing economy, such as USD/TRY (US Dollar/Turkish Lira).

Pips

A pip, short for “percentage in point,” is the smallest price move in a currency pair. It is usually the fourth decimal place in most currency pairs (for example, a move from 1.1000 to 1.1001 is one pip). For pairs involving the Japanese yen, a pip is the second decimal place (e.g., moving from 110.00 to 110.01).

Understanding pips is essential because they are used to measure price movements and calculate profits and losses. Traders often use pips to express the amount they are willing to risk or the potential profit target.

Leverage

Leverage allows traders to control larger positions with a smaller amount of capital. It is expressed as a ratio, such as 100:1. This means that for every \$1 of your own money, you can control \$100 in the market.

While leverage can amplify your profits, it also increases risk. If the market moves against your position, you could lose more than your initial investment. It is crucial to use leverage wisely and implement risk management strategies to protect your capital.

Understanding currency pairs, pips, and leverage is fundamental for anyone entering the forex market. These concepts form the basis of trading decisions and strategies. If you want to get a broader perspective on trading, including insights into cryptocurrencies, be sure to check out Master Forex & Crypto CFD Trading, where these concepts are expanded further. In the next sections, we will discuss the forex market structure, where we will explore major currency pairs, and analyze their historical performance.

Start your Forex trading journey today! Learn the basics and sign up for a broker account [here](#).

Overview Of The Forex Market Structure

The forex market is the largest financial market in the world, where currencies are traded globally. Unlike centralized stock exchanges, the forex market operates as a decentralized network. This means there is not one central place where trading happens; instead, trading is conducted electronically through banks, brokers, and financial institutions worldwide.

Key Players in the Forex Market

- **Central Banks:** These are government institutions that manage a country's currency and monetary policy. They play a crucial role in controlling interest rates and money supply, which impacts currency value.
- **Banks and Financial Institutions:** These include both commercial and investment banks, which trade huge volumes of currencies for their clients or themselves. They are the main players in the market and often dictate the direction of currency prices.
- **Forex Brokers:** Brokers provide retail traders (like individuals) access to the forex market. They connect traders to larger financial institutions and allow them to place trades on currency pairs.
- **Retail Traders:** These are individual traders, like you or me, who participate in the forex market through brokers. Retail traders make up a small percentage of the market but still have significant influence due to the sheer number of participants.

[Maximize your potential with leverage! Sign up for a funded challenge and access capital from prop firms.](#)

Market Sessions

The forex market operates 24 hours a day, five days a week, allowing traders from all over the world to participate at any time. However, trading activity is divided into different sessions, based on major financial centers. Each session has its own unique characteristics and levels of activity, depending on which global markets are open.

The sessions include the following

-
- **London session**
-
- **New York session**
-
- **Tokyo session**
-
- **Sydney session**
-

The London session is the busiest and most liquid period in the forex market. As the financial hub of Europe, London handles a large portion of global forex trading, accounting for roughly 30% of all daily trades. This high level of liquidity means faster price movements and more opportunities for traders to buy and sell with ease. When the London session overlaps with the New York session, the market is at its most active, creating high volatility, especially in major currency pairs like EUR/USD and GBP/USD.

The New York session picks up after London has been in full swing. It is another highly active period, with traders focusing on USD-related currency pairs. The overlap with the London session creates significant price fluctuations, offering prime trading opportunities. Economic news releases, such as U.S. employment data or interest rate decisions, are often released during this session, further driving market movements.

On the quieter side, **the Tokyo session** marks the beginning of the trading day. Though it is less volatile compared to London and New York, it still offers solid opportunities for those interested in trading Asian currencies such as the Japanese yen (JPY) or Australian dollar (AUD). The Tokyo session's lower volatility may appeal to traders who prefer a slower pace. However, as the session begins to overlap with the London session, market activity tends to increase.

There is also **the Sydney session**, which starts shortly after the New York session closes. While it is the calmest of all sessions, it is important for traders focused on Australian and New Zealand dollars. This session kicks off the forex week and offers opportunities for those interested in these Pacific currencies.

Session Overlaps are crucial times for traders. The most significant overlap is between the London and New York sessions, where liquidity and volatility are at their highest. This period often presents the best trading opportunities, especially for traders who thrive in fast-moving markets.

Ready to trade? Open an account with a trusted broker and start trading currency pairs now.

The decentralized nature of the forex market allows for continuous trading across different time zones, with key players like central banks, financial institutions, and retail traders all influencing currency prices. Let's look at specific currency pairs, compare their performance, and analyze how market trends impact trading in the next section.

Comparison Of Major Currency Pairs

In the forex market, major currency pairs are the most traded pairs worldwide, typically involving the U.S. dollar (USD) and another highly liquid currency. These pairs tend to have tight spreads, high liquidity, and frequent price movements, making them attractive to traders. Here is a breakdown of some of the most popular major currency pairs and how they compare in terms of characteristics and trading behavior.

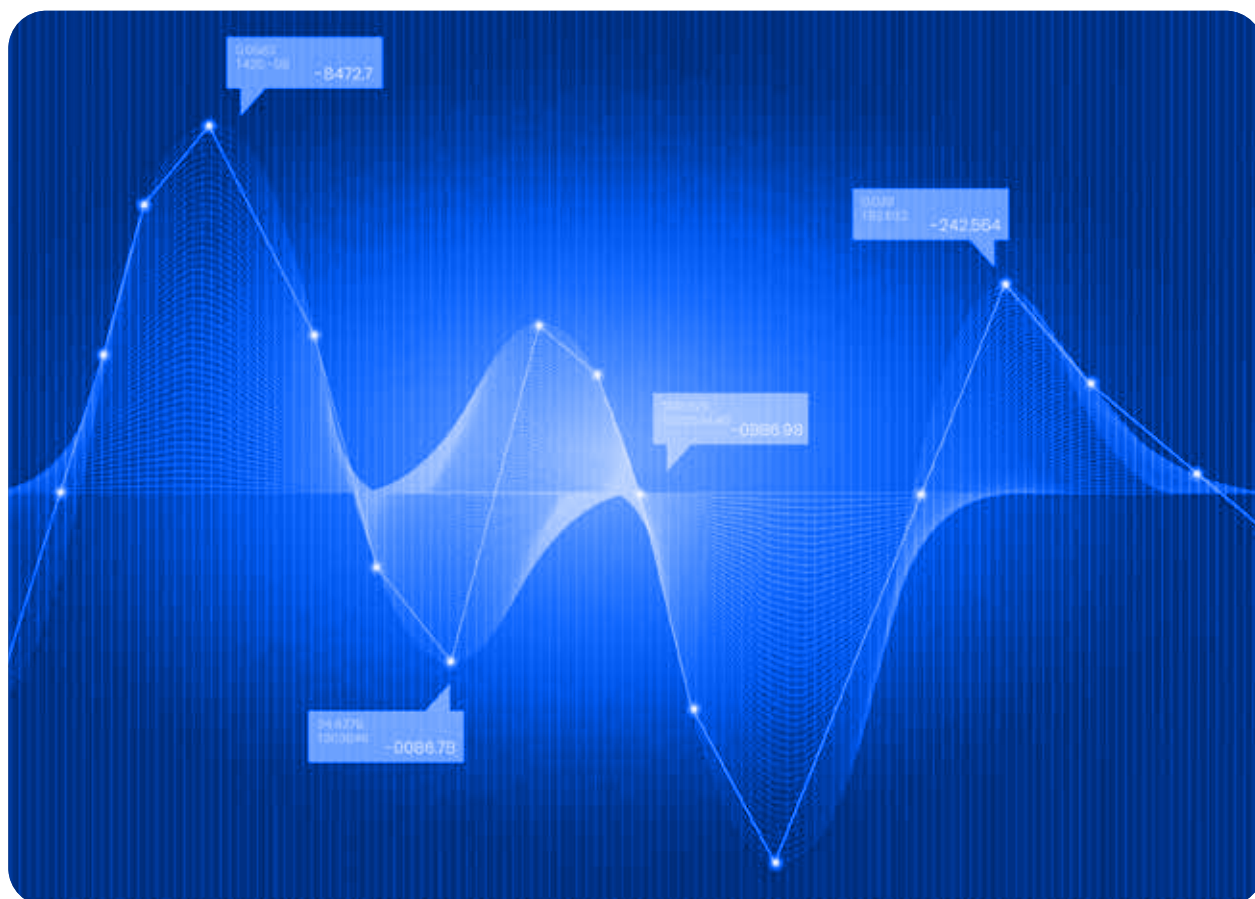
Currency Pair	Overview	Trading Characteristics	Best Times to Trade
EUR/USD (Euro / US Dollar)	Most traded pair globally, representing the Eurozone and U.S. economies. High liquidity and low volatility.	Stable, predictable with tight spreads due to high trading volume. Suitable for both new and experienced traders.	Most active during the London-New York overlap, offering large price swings and ample liquidity.
GBP/USD (British Pound / US Dollar)	Known as "Cable," reflects the exchange rate between the British pound and U.S. dollar. More volatile than EUR/USD.	Larger price swings, often due to political events like Brexit. High potential for profit, but with greater risk.	Active during London -New York overlap and shows considerable movement in the London session alone.
USD/JPY (US Dollar / Japanese Yen)	Compares the U.S. dollar and Japanese yen. Highly liquid with Japan's export-driven economy.	Low volatility, making it appealing to risk-averse traders. Can see sharp movements during economic/political events.	Most active during the Tokyo session and remains active in the New York session due to the U.S. dollar's role.
AUD/USD (Australian Dollar / US Dollar)	Reflects the exchange rate between the Australian dollar and U.S. dollar. Influenced by commodities	Volatile due to shifts in commodity prices. Also impacted by Australia's trade relationships with China.	Active during the Sydney and New York sessions, with volatility during commodity market data releases
USD/CHF (US Dollar / Swiss Franc)	Known for being a "safe-haven" pair during global uncertainty, reflecting financial stability in Switzerland.	Low volatility except during global crises, when the Swiss franc strengthens as a safe investment.	Most active during the London-New York sessions, particularly during risk events or Swiss economic reports.
USD/CAD (US Dollar / Canadian Dollar)	Compares the U.S. dollar and Canadian dollar. Tied closely to oil prices due to Canada's export-driven economy.	Moves in line with oil prices, where rising oil strengthens CAD, and falling oil weakens it.	Most active during the New York session, influenced by both economic data and oil price movements.

Owen.

Each major currency pair offers unique opportunities for traders, influenced by factors such as market volatility, economic events, and the time of day. While EUR/USD and GBP/USD provide high liquidity, pairs like USD/JPY offer more stable price movements. Understanding the distinct behavior of these pairs can help traders choose the right strategies based on their risk appetite and trading style.

Historical Performance Of Major Currencies

Understanding the historical performance of major currencies can help traders anticipate future market movements. Over time, currencies are influenced by events like economic crises, political changes, and global demand. Here is an overview of how the major currencies have performed historically.



The Euro (EUR)

The euro was introduced in 1999 and quickly became one of the most traded currencies globally. In the early 2000s, the euro gained value, reflecting economic stability in the Eurozone. However, it faced significant challenges during the 2008 financial crisis and the European debt crisis in 2010, leading to sharp declines in its value. In recent years, the euro has remained relatively stable, but it continues to fluctuate based on political developments and decisions from the European Central Bank.

The U.S. Dollar (USD)

The U.S. dollar is the world's most widely used currency. Its value has been shaped by various factors over the decades. In the 1980s, the dollar was strong due to high U.S. interest rates. It weakened in the early 2000s, affected by low-interest rates and economic imbalances. However, the 2008 financial crisis increased demand for the dollar as a safe-haven currency, boosting its value. Since then, the dollar has maintained its strength, supported by a recovering U.S. economy and global demand for stability.

The British Pound (GBP)

The British pound is one of the oldest and most traded currencies. After the collapse of the Bretton Woods system in 1971, the pound lost much of its value but regained strength in the 1990s with the U.K.'s economic growth. The 2008 financial crisis and the Brexit referendum in 2016 caused significant drops in the pound's value, but it remains a major global currency, driven by the U.K.'s political and economic conditions.

The Japanese Yen (JPY)

The Japanese yen is considered a safe-haven currency, particularly during times of global uncertainty. The yen gained strength in the 1970s and 1980s, thanks to Japan's booming export economy. However, Japan's economic bubble burst in the 1990s, leading to a weaker yen. The 2008 financial crisis once again pushed the yen higher as investors sought safety in the currency. Today, the yen continues to play a vital role in global financial markets.

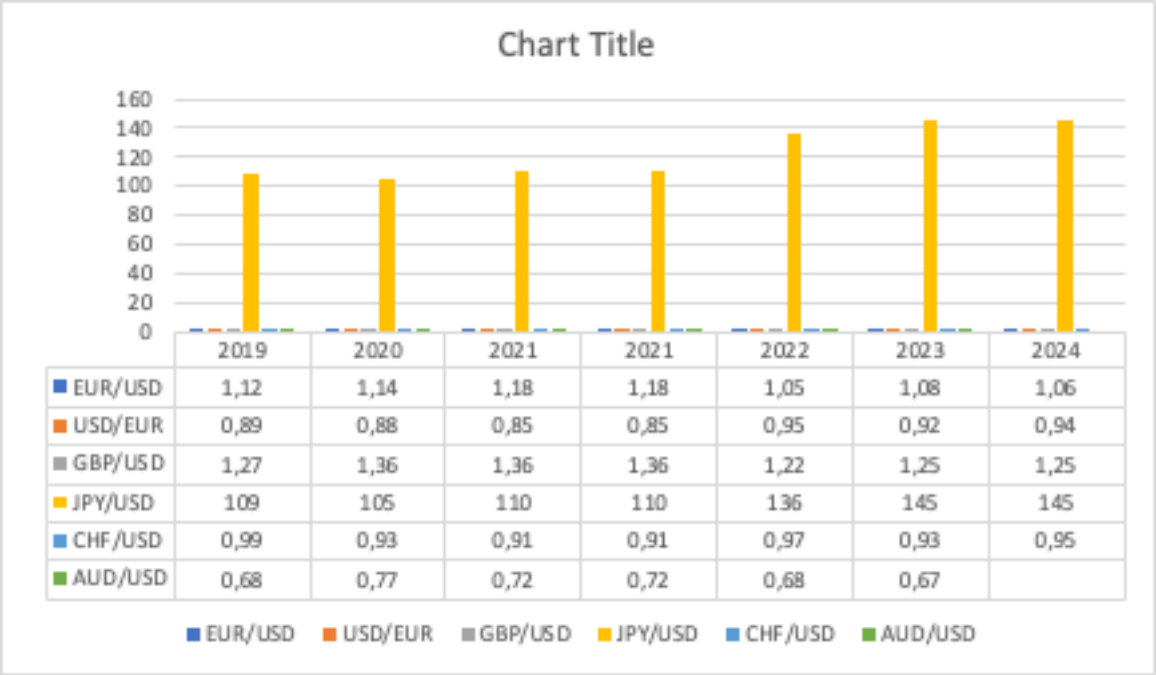
The Swiss Franc (CHF)

The Swiss franc is known for its stability and is often used by investors as a safe-haven during times of crisis. The franc generally holds its value, but it surged dramatically in 2015 when the Swiss National Bank removed its currency peg to the euro. This decision caused a spike in the franc's value, reinforcing its safe-haven status. The Swiss franc remains a go-to currency for traders during periods of uncertainty.

The Australian Dollar (AUD)

The Australian dollar is closely linked to the performance of global commodity markets, particularly metals and minerals. In the early 2000s, the AUD rose in value during a commodities boom fueled by China's demand for raw materials. However, the 2008 financial crisis saw a sharp decline in the AUD as commodity demand dropped. The AUD has since recovered, but its value remains sensitive to fluctuations in global commodity prices and trade relations, especially with China.

Chart Showing The Historical Performance Of Major Currencies



The clustered column chart above illustrates the historical performance of six major currencies—EUR (Euro), USD (U.S. Dollar), GBP (British Pound), JPY (Japanese Yen), CHF (Swiss Franc), and AUD (Australian Dollar)—against the U.S. Dollar from 2019 to 2024. Each currency’s average exchange rate is represented, with values indicating how much of each currency is equivalent to one U.S. Dollar.

Understanding Exchange Rates:

- **EUR vs. USD:** The Euro has generally remained stronger than the U.S. Dollar over the years. For instance, in 2019, €1 was worth approximately \$1.12, indicating a strong Euro relative to the Dollar.
- **GBP vs. USD:** The British Pound has also shown strength against the U.S. Dollar, with an average exchange rate of about \$1.27 in 2019. However, fluctuations have occurred, reflecting changes in economic conditions and market sentiment.
- **JPY vs. USD:** The Japanese Yen is typically weaker compared to the U.S. Dollar, as evidenced by an average exchange rate of 109 JPY per 1 USD in 2019. This indicates that it takes more Yen to equal one Dollar, showcasing the Yen’s relative weakness.
- **CHF vs. USD:** The Swiss Franc has maintained a stable position against the U.S. Dollar, with an average exchange rate of approximately \$0.99 in 2019, suggesting that it is slightly stronger than the Dollar.
- **AUD vs. USD:** The Australian Dollar has fluctuated around \$0.68 to \$0.77 against the U.S. Dollar during this period, reflecting its commodity-based economy and market dynamics.

Key Insights to Note

- A higher exchange rate value indicates a weaker currency relative to the U.S. Dollar (e.g., JPY), while a lower value indicates a stronger currency (e.g., EUR).
- The chart highlights trends over time, showing how each currency's strength or weakness has evolved due to various economic factors, including inflation rates, interest rates, and geopolitical events.

Explanation Of Market Trends And Their Impact On Trading

Understanding market trends is essential for traders because these trends significantly influence trading strategies and decisions. A market trend refers to the overall direction in which prices move over a certain period. There are three main types of market trends: upward trends, downward trends, and sideways trends.

Types of Market Trends

Upward Trend (Bull Market)

An upward trend, or bull market, happens when prices keep going up over time. This means that each high point is higher than the last, and the low points are also higher. It usually shows that the economy is doing well because of strong demand or good business conditions. Traders often buy during this time, hoping to sell later at a higher price and make a profit.

“Opportunities don’t happen. You create them.” – Chris Grosser

Downward Trend (Bear Market)

A downward trend, or bear market, happens when prices keep going down. In this trend, both the highs and the lows are lower than before. It usually signals economic problems, like low demand or falling profits. Traders often sell or short-sell during this time, aiming to make a profit from the drop in prices.

Sideways Trend (Consolidation)

A sideways trend, or consolidation, happens when prices stay within a narrow range, without moving much up or down. This shows that the market is uncertain about which direction to go. It can eventually lead to a strong move either up or down. During this time, traders usually wait for a clear signal of where the market is headed before making big decisions.

Causes of Market Trends

Market trends are driven by the interaction of supply and demand. When demand for an asset rises, buyers are willing to pay higher prices, causing prices to move upwards. On the other hand, if the supply of an asset increases more than the demand, prices tend to fall.

-
- **Investor Behavior:** Traders' decisions can heavily influence trends. During times of optimism, prices may rise sharply as more people buy in. Conversely, during times of fear or uncertainty, selling pressure can cause rapid declines.
-
- **Economic Indicators:** Key data like GDP growth, employment rates, or inflation reports can shape market sentiment and influence trends. Positive economic data tends to fuel upward trends, while negative reports can trigger downward movements.
-
- **Political Events:** Elections, policy changes, or political instability can affect investor confidence and market direction. For example, a surprise election result or a significant policy shift can create uncertainty, impacting trading behavior.

Impact on Trading Strategies

Understanding market trends helps traders develop strategies that align with market movements:

-
- **Trend Following:** Many traders follow the trend by buying when prices are rising (uptrend) and selling when prices are falling (downtrend). This strategy assumes that trends will continue until there is clear evidence of a reversal.
-
- **Contrarian Strategies:** Some traders go against the trend, betting that the market will change direction. They may buy when most others are selling or sell when others are buying, believing that markets often overreact to news and events.
-
- **Technical Analysis Tools:** Traders use tools like trendlines, moving averages, and momentum indicators to help identify and confirm trends. These tools rely on historical price data to guide trading decisions.

Market trends are crucial in shaping trading strategies and decisions. Understanding different types of trends, their causes, and their impact on trading can help traders navigate the market more effectively. Knowing when to enter or exit trades based on trend analysis can improve profitability and help manage risk. Staying aware of market conditions and adjusting strategies as needed is key to long-term success in trading.

[**Master Forex market trends and enhance your strategy! Learn more about trading tools here.**](#)

Choosing The Right Broker Or Prop Firm

In this chapter, we will discuss one of the most important steps in your trading journey; choosing the right broker or prop firm, which is one of the key skills you must have as a forex affiliate marketer.



Owen.

We will go into affiliate marketing in the next chapter, but first, let's discuss what a broker is and how to choose the right broker or prop firm. A broker is a company that provides a platform for you to trade in the forex market, while a prop firm allows traders to use their money to trade, offering a share of the profits. Proprietary trading firms (prop firms) provide capital and resources, enabling traders to leverage their expertise without risking personal funds. This choice can significantly impact your trading experience and results. The choice you make can have a big impact on your trading experience and results. We will cover how to identify trustworthy brokers and what to look for in a prop firm, helping you make a smart and informed decision.

Criteria For Selecting A Reputable Broker

Choosing the right broker is crucial for your trading success, and there are several key factors you need to consider. Here is a breakdown of what to look for when selecting a trustworthy broker:

Regulation and Licensing

The first thing to check is whether the broker is regulated by a recognized financial authority. Regulatory bodies like the Financial Conduct Authority (FCA) in the UK or the U.S. Commodity Futures Trading Commission (CFTC) ensure that brokers follow strict rules designed to protect traders. Working with a regulated broker means your funds are safer, and the broker is less likely to engage in fraudulent activities. Always ensure your broker has proper licensing to avoid any issues with security or integrity. Just as with brokers, ensure that recognized financial authorities regulate any prop firm you consider. This adds an extra layer of security for your trading activities.

Transaction Costs (Spreads and Commissions)

Every time you trade, you will encounter costs in the form of spreads (the difference between buying and selling prices) or commissions (a fee charged for executing a trade). It is important to compare these costs across brokers because they can quickly add up. Ideally, look for brokers with low and competitive fees that won't eat into your profits. However, low fees shouldn't come at the expense of reliability and service. A good balance of low spreads and strong performance is ideal.

Profit Sharing Structure

Understand how profits are shared between you and the prop firm. Different firms have varying structures, so you must know what percentage of profits you will retain.

Find your ideal broker today and start trading securely!

Training and Support

Many reputable prop firms offer educational resources, mentorship programs, and training sessions to help traders improve their skills. Look for firms that invest in their traders' success.

Trading Platform and Tools

A good broker provides a stable, user-friendly trading platform that gives you access to the tools and features you need. You should be able to execute trades smoothly and have access to charts, technical indicators, and real-time data. Platforms like MetaTrader 4 or 5 (MT4/MT5) are widely popular and trusted for their functionality. Make sure the broker offers a platform that suits your needs, whether you are a beginner or an advanced trader. Additionally, check for mobile compatibility and other useful features like automated trading or copy trading.

Customer Support

Efficient and reliable customer service is essential, especially when you encounter issues with trades, withdrawals, or the platform itself. Check if the broker offers multiple ways to reach customer support (live chat, phone, email) and how responsive they are. Good brokers have round-the-clock support, especially during trading hours. Quick and helpful customer support is crucial when dealing with potential trading issues or account concerns.

Deposit and Withdrawal Methods

You should be able to deposit and withdraw funds without any unnecessary delays or hidden fees. A reputable broker will offer multiple methods for transactions, such as bank transfers, credit cards, or e-wallets like PayPal. Make sure the broker is transparent about the time it takes for withdrawals to process and any potential fees involved. Smooth and fast transactions show a broker's reliability and are essential for managing your account properly.

Account Types and Minimum Deposits

Different brokers offer different account types to cater to a range of traders, from beginners to experienced investors. It is important to find a broker that offers an account type that suits your trading goals and budget. Some brokers offer accounts with very low minimum deposits, while others may require a more significant investment. Consider your financial capacity and the level of features each account offers, such as access to better spreads or advanced trading tools.

Leverage and Margin Requirements

Leverage allows you to trade with more money than you have in your account. While it can boost profits, it also increases the risk. Make sure the broker offers leverage that fits your risk tolerance and trading style. Reputable brokers will provide clear information about their margin requirements and help you understand the risks involved with high leverage. Ensure that you can control the leverage to avoid overexposure in volatile markets.

Owen.

Prop firms often have different account types with varying minimum deposit requirements. Choose one that aligns with your trading goals and financial capacity.

Educational Resources

For beginners, choosing a broker that offers educational resources like tutorials, webinars, or market analysis is beneficial. These tools can help you improve your trading skills and understand market trends better. A broker invested in educating its clients shows that it cares about long-term success rather than just quick transactions. Access to good educational content can make a big difference, especially in the early stages of your trading journey.

Security of Funds and Data Protection

Ensure the broker offers top-tier security measures, such as encryption to protect your personal and financial data. Segregated accounts, where client funds are kept separate from the broker's operational funds, are another important feature to look for. This ensures that your money is safe in case the broker faces financial difficulties. Data protection is just as important as fund security, so choose brokers that follow international standards for cybersecurity.

Reputation and Reviews

Lastly, always check the broker's reputation in the trading community. Look for online reviews and testimonials from other traders. Positive feedback, transparency, and a long history of operation are good signs that the broker is trustworthy. If you see too many negative reviews, complaints about withdrawals, or issues with platform stability, it is better to steer clear. Do thorough research to avoid unreliable brokers that may compromise your trading experience.

Choosing the right broker is a balance between regulation, transaction costs, platform quality, and overall service. By taking the time to review these key factors, you will be in a better position to choose a broker that supports your trading goals while ensuring a secure and seamless experience.

Overview Of Different Types Of Brokers (ECN, STP, Market Maker), And Prop Firms



Let's discuss the different types of brokers, but before that, it is important to understand that brokers act as intermediaries between you and the financial markets. When you place a trade, the broker facilitates that transaction, but how they do this can vary depending on the type of broker. The main types of brokers are ECN (Electronic Communication Network), STP (Straight Through Processing), and Market Maker brokers.

Each type has a different way of handling your trades, which can affect factors like pricing, speed of execution, and even the risk you face. Knowing how these brokers operate will help you choose the one that aligns with your trading style and needs.

As we proceed, we will break down each type so you can understand their unique features and what they mean for your trading experience.

ECN (Electronic Communication Network)

These brokers connect traders directly to other participants in the forex market, such as banks, hedge funds, and other individual traders, through a digital network. Unlike traditional brokers, ECN brokers don't take the opposite side of your trades. Instead, they act as a middleman who matches buy and sell orders between market participants.

How ECN Brokers Operate

An ECN broker aggregates buy and sell prices from various participants on its network and displays the best available prices to traders. For example, if a bank wants to sell the EUR/USD pair at a certain price and another trader wants to buy at that price, the ECN broker connects the two.

Because ECN brokers don't trade against their clients, they have no conflict of interest. Their primary goal is to match your orders with those of other market participants. ECN brokers make their money through commissions on each trade rather than spreads, which can lead to more transparency in pricing.

Advantages of Trading with an ECN Broker:

- **Tighter Spreads:** One of the biggest benefits of ECN brokers is that they offer very tight spreads, especially during times of high liquidity. This means the difference between the buy (ask) and sell (bid) prices is minimal, which can help you save on transaction costs.
- **Direct Market Access:** ECN brokers give you direct access to the interbank market, where you can trade with large financial institutions and other traders. You are not trading against your broker, which is common with some other types of brokers like Market Makers.
- **Better Transparency:** Since ECN brokers simply connect your order to another participant's order, they cannot manipulate prices. You see the real-time prices from the market, and this level of transparency can help you make more informed decisions.
- **Faster Execution:** ECN brokers generally provide faster trade execution since they directly match your orders in the network. This is especially useful for day traders or scalpers who need to make quick decisions.
- **No Re-quotes:** With an ECN broker, you rarely get re-quotes. This means you won't be asked to confirm a new price if the market suddenly moves after you've placed your order.

Things to Keep in Mind

Commissions

While ECN brokers offer low spreads, they usually charge a commission on each trade. You need to factor in this cost when calculating your overall trading expenses.

Market Volatility

During times of low liquidity, such as after major economic news releases or in less active trading sessions, the spreads on ECN brokers may widen, and the market can become more volatile.

Advanced Platforms

ECN brokers often use sophisticated trading platforms that provide access to depth of market (DOM) information. This is a useful feature for professional traders who want to see how much liquidity is available at various price levels. However, it can be overwhelming for beginners who may not need this level of detail.

Is an ECN Broker Right for You?

ECN brokers are best suited for traders who prioritize transparency, fast execution, and tight spreads. If you are an active trader, especially someone who trades frequently or scalps the market, an ECN broker may be ideal because the lower transaction costs and fast trade matching can help improve your overall profitability.

However, if you are new to trading, the complexity of ECN platforms and the commission structure might seem a bit intimidating at first. In that case, you might want to start with a different type of broker before transitioning to an ECN platform as you gain experience.

ECN brokers provide a more direct, transparent, and cost-effective way to trade, but they do come with their own set of pros and cons that every trader should weigh before making a decision.

STP (Straight Through Processing) Brokers

An STP broker is a type of forex broker that provides direct market access through a unique approach compared to ECN brokers. By utilizing automated technology, STP brokers send traders' orders directly to liquidity providers without the need for a dealing desk. This means that trades are processed straight through to the market, ensuring minimal intervention from the broker.

Heading: How STP Brokers Operate

One of the defining features of STP brokers is that they operate without a dealing desk. This absence means that brokers do not interfere with trades or take the opposite side of clients' positions. Instead, orders are routed directly to liquidity providers, such as banks and other financial institutions, significantly reducing the risk of price manipulation.

STP brokers typically collaborate with multiple liquidity providers, including large banks and hedge funds. They scan these providers for the best available prices, executing trades at the most favorable rates. This competition among liquidity providers often results in improved pricing for traders. Moreover, STP brokers generally offer variable spreads, meaning that the difference between buy and sell prices can fluctuate based on market conditions. During times of high liquidity, spreads are usually tighter, while low liquidity or high volatility can lead to wider spreads.

Advantages of Trading with an ECN Broker

Rarity of Re-quotes: STP brokers rarely offer re-quotes as they send orders directly to the market, which reduces the likelihood of price discrepancies during rapid market movements.

Faster Execution: Direct market access ensures faster trade execution, even during volatile conditions, as STP brokers avoid dealing desks and match orders with the best available prices from liquidity providers.

Hybrid Models: Some STP brokers may operate a hybrid model, blending ECN and market maker features. This can benefit smaller traders by offering fewer fees and fast execution.

Direct Access to Liquidity Providers: STP brokers connect traders with multiple liquidity providers, ensuring optimal prices for trade execution without internal dealing desks.

Low Conflict of Interest: Since STP brokers do not trade against clients, their revenue comes from spreads or commissions, making their operations more transparent and reducing conflicts of interest.

Smoother Trade Experience: The reduced likelihood of re-quotes ensures a quicker and more seamless trading experience.

[Enhance your trading experience with the best tools. Sign up for top Forex indicators here.](#)

Things to Keep in Mind.

However, there are drawbacks to consider. STP brokers' variable spreads can be unpredictable, tightening during high liquidity but widening significantly during low liquidity or volatile market conditions. Traders should also be aware of potential hidden markups, as some STP brokers might mark up the spreads offered by their liquidity providers. Understanding the fee structure is crucial, as some brokers charge a commission on top of the spread, while others simply widen the spread to cover their costs.

Is an ECN Broker Right for You?

STP brokers are particularly suitable for traders who prefer direct market access without dealing desk intervention. They cater to those comfortable with variable spreads and fluctuations in trading costs while seeking a balance between low spreads and fast execution. Traders looking for transparency and a lack of requotes will also find STP brokers appealing.

While both STP and ECN brokers provide direct market access, they differ in key aspects. ECN brokers facilitate interaction with other market participants directly, whereas STP brokers route orders to liquidity providers. Additionally, ECN brokers typically feature tighter spreads with a commission per trade, while STP brokers may offer wider spreads with fewer or no commissions. In terms of speed, ECN brokers often deliver faster execution due to their direct market links, although STP brokers still offer quick processing times.

STP brokers present traders with a straightforward and efficient means to access the forex market. With no dealing desk, rapid execution, and connections to multiple liquidity providers, they provide a balanced option for those seeking transparent and reliable trading conditions. However, traders should remain aware of variable spreads and potential hidden costs. STP brokers are an excellent choice for those valuing ease of use, transparency, and speed without the complexities of intricate fee structures.

Market Maker Brokers

Market maker brokers play a unique role in the forex trading ecosystem. Unlike ECN and STP brokers that connect traders directly to the market, market makers act as intermediaries. They create a market for traders by providing buy and sell prices, which can make trading more accessible for beginners.

How Market Makers Work

Market makers set the bid (buy) and ask (sell) prices for currency pairs. When you place a trade with a market maker, you are buying from or selling to the broker instead of another trader. This means that the market maker is essentially taking the opposite side of your trade.

They profit from the spread—the difference between the buying and selling prices. Since they set the prices, they can control the spread and, as a result, their earnings. This model can offer advantages and disadvantages for traders.

Key Features of Market Maker Brokers

Fixed Spreads

Many market makers offer fixed spreads, meaning that the difference between the bid and ask prices stays the same regardless of market conditions. This can make it easier for traders to predict costs when entering and exiting trades.

Dealing Desk

Market makers operate a dealing desk, which means they manage orders internally. This can lead to delays in execution, especially during high volatility. While they aim to match orders, they might also choose to fill orders based on their own market positions.

Liquidity Provision

Market makers provide liquidity by consistently offering buy and sell prices. This can be especially beneficial during off-peak hours when other brokers might have wider spreads or less favorable prices.

Benefits of Market Maker Brokers

- **Ease of Use:** Market maker brokers often cater to beginner traders with user-friendly platforms and straightforward pricing structures. They can provide a more guided trading experience.
 - **No Requotes:** Unlike some other broker types, market makers typically do not offer requotes, which means that your order will be executed at the price you see when you place it, even during fast-moving markets.
 - **Fixed Costs:** With fixed spreads, traders can easily calculate their potential costs, which can simplify the trading process.
-

Drawbacks of Market Maker Brokers

Potential Conflicts of Interest

Since market makers take the opposite side of your trade, there may be an inherent conflict of interest. This means they might profit when you lose, which could affect their pricing and execution.

Wider Spreads During Volatility

While fixed spreads are an advantage, they can sometimes widen significantly during periods of high volatility, which could increase trading costs.

Less Transparency

Market makers may not provide the same level of transparency as ECN or STP brokers. Since they control the market prices, it can be difficult for traders to know the true market conditions.

Who Should Use a Market Maker Broker?

Market maker brokers cater well to traders seeking a straightforward trading experience, making them particularly suitable for beginners. These brokers typically provide fixed spreads, allowing traders to enjoy clear and predictable pricing without the fluctuations often seen with variable spreads.

Secondly, market maker brokers excel in providing a seamless trading environment, as they rarely offer requotes and facilitate easy execution of trades. This feature enhances the overall trading experience by reducing delays and uncertainties during transactions.

While some traders may have concerns about potential conflicts of interest—since market makers may take the opposite side of their clients' trades—those who prioritize simplicity and ease of use will find that market maker brokers align well with their trading needs. This combination of factors makes market-maker brokers a favourable choice for many traders.

Market Makers vs. ECN and STP Brokers

While market makers provide ease of access and fixed spreads, they differ from ECN and STP brokers in key areas:

- **Order Execution:** Market makers take the opposite side of trades, whereas ECN and STP brokers connect traders directly with other market participants or liquidity providers.
- **Spreads and Costs:** ECN brokers typically offer variable spreads with commissions, while market makers often have fixed spreads that can be wider during volatility.
- **Transparency:** ECN and STP brokers are generally more transparent regarding pricing and market conditions compared to market makers.

Market maker brokers play an important role in the forex market by providing accessible trading options for a wide range of traders. With fixed spreads, no requotes, and a focus on user-friendly platforms, they can be a great choice for beginners. However, it is important to be aware of potential conflicts of interest and the possibility of wider spreads during volatile market conditions. Overall, market makers offer a straightforward approach to forex trading, making it easier for newcomers to enter the market.

Proprietary Trading Firms (Prop Firms)

Proprietary trading firms, often called “prop firms,” offer traders the chance to trade in financial markets using the firm’s money instead of their own. This means traders don’t have to risk their personal savings, which makes prop firms different from traditional brokers. In a traditional setup, brokers help traders buy and sell on behalf of clients using their own funds, while prop firms allow traders to take advantage of the firm’s capital.

Key Features of Prop Firms

1. Access to Large Capital

Prop firms provide traders with access to significant funds, enabling them to take larger trading positions than they could with their personal money. This gives traders more room to make bigger trades and potentially earn larger profits.

2. Profit Sharing

Instead of being paid through commissions like with brokers, traders in prop firms usually share in the profits they generate. This means the more successful the trades are, the more the trader earns. It can be a more profitable way for traders to make money compared to traditional trading setups.

3. Training and Resources

Many prop firms invest in their traders’ success by offering educational tools, training programs, and one-on-one mentorship. This support can help traders improve their skills, making them better equipped to succeed in the markets.

[**Start trading with a prop firm and enjoy profit-sharing benefits. Apply for a funded challenge here.**](#)

Case Studies On Broker Performance And Trader Success

Understanding how different brokers impact trading success is essential for making informed choices. In this section, let's explore real-life case studies that highlight the performance of various brokers and the experiences of traders using their services. These examples will illustrate the key factors that influence trader outcomes.

Case Study 1: Successful Trading with an ECN Broker

In this case, a trader named Sarah decided to use an ECN broker after experiencing challenges with a market maker. She was attracted by the promise of direct market access and tight spreads.

Sarah focused on trading major currency pairs, using a combination of technical analysis and market news to make her trading decisions. The ECN broker allowed her to see real-time market prices, and she appreciated the quick execution of her orders.

Within a few months, Sarah was able to increase her trading account by 25%. The direct access to liquidity and transparent pricing enabled her to capitalize on market movements more effectively than with her previous broker. This case highlights how using an ECN broker can enhance trading performance by providing the necessary tools and conditions for success.

Case Study 2: Challenges with a Market Maker Broker

John, an aspiring trader, began his journey with a market maker broker. He was drawn in by the ease of use and fixed spreads advertised. Initially, he found the platform user-friendly and appreciated the absence of requotes.

However, as John's trading progressed, he started to notice wider spreads during volatile market conditions, which negatively impacted his profitability. He also experienced a lack of transparency regarding how the broker set its prices. Eventually, after several months of struggling to maintain his account balance, he switched to an STP broker.

This case emphasizes the potential pitfalls of relying on a market-maker broker, particularly regarding the lack of transparency and the potential for conflicts of interest that can affect trading success.

Case Study 3: Balanced Performance with an STP Broker

Emily chose an STP broker after conducting thorough research. She valued the direct access to liquidity providers and the absence of a dealing desk. Using a systematic trading strategy, Emily executed trades based on clear rules, focusing on high-probability setups.

Over a year, Emily experienced steady growth in her trading account, averaging a monthly return of 10%. She appreciated the variable spreads, which were generally competitive, and the efficient execution speed, allowing her to enter and exit trades quickly.

Emily's success with an STP broker illustrates how a reliable trading environment with direct market access can significantly enhance a trader's performance.

Case Study 4: Thriving with a Proprietary Trading Firm

In this case, a trader named Alex decided to join a proprietary trading firm after gaining some experience trading independently. He was attracted to the prospect of accessing significant capital without risking his own funds. The prop firm provided him with a structured training program and mentorship, which he found invaluable.

Alex focused on trading major currency pairs and developed a systematic trading strategy that combined technical analysis with market sentiment. The prop firm offered him advanced trading tools and real-time data, allowing him to make informed decisions quickly.

Within six months, Alex was able to grow his trading account substantially, achieving an impressive 40% return on investment. The combination of access to capital, professional guidance, and a supportive trading environment enabled him to capitalize on market opportunities effectively. This case highlights how partnering with a reputable prop firm can enhance a trader's performance by providing the necessary resources and support for success.

These case studies reveal that the choice of broker or prop firm can greatly influence trading outcomes. Whether it is the quick execution of an ECN broker, the challenges faced with a market maker, the balanced approach of an STP broker, or the supportive environment provided by a prop firm, traders must carefully consider how different options align with their trading strategies and goals. Understanding these experiences can guide traders in selecting the right partner that best fits their needs, ultimately contributing to their success in the forex market.

Chapter Three

Building Your Affiliate Website

In this chapter, I will take you through practical steps to building your affiliate website which is the platform through which you will be able to start the business of forex affiliate marketing. Meanwhile, before we proceed, what is affiliate marketing?



As an affiliate, you create a website or platform to share valuable content, reviews, or recommendations related to a specific niche. When your audience clicks on your affiliate links and makes a purchase, you earn a percentage of the sale.

This marketing approach benefits both the affiliate and the product owner: affiliates get to monetize their content without having to create their own products, while companies gain exposure and sales through the affiliate's promotional efforts. With the rise of online shopping and digital marketing, affiliate marketing has become a popular way for individuals to generate passive income, allowing them to work from anywhere while sharing products they believe in.

As we proceed to learn how to build your affiliate website, we will explore the essential steps and strategies to create a successful platform that attracts visitors and converts them into buyers. Understanding the fundamentals of affiliate marketing is key to leveraging the opportunities it presents effectively.

Steps To Create A Professional Website (Domain Selection, Hosting Options, Design Principles)

Domain Selection

A domain name is your website's address on the internet. It is how users find and access your site. For example, in the address "www.example.com," "example.com" is the domain name.

Choosing the right domain name is crucial because it represents your brand, affects your search engine optimization (SEO), and impacts how easily users can remember and find your website.

Step-by-Step Guide to Domain Selection

Step 1: Define Your Website's Purpose

Before you choose a domain name, it is essential to understand the purpose of your website. Ask yourself:

-
- What is the main focus of my website? (e.g., blog, e-commerce, portfolio)
-
- Who is my target audience?
-
- What message do I want to convey?

Having clarity on these points will help you brainstorm relevant domain name ideas.

Owen.

Step 2: Choose Keywords

Select one or more keywords that represent your website's content or niche. Keywords can enhance your SEO and make it easier for visitors to understand what your site is about. For example:

If your website is about dog training, keywords might include "dog," "training," or "pets.". In this case, your website is about forex trading. It could be that you want to market the course of successful forex trading, or you want to market for a broker, dependent on what aspect you are looking at, your keywords should center around "forex", "trading", "broker", etc.

Step 3: Use a Domain Name Generator

To simplify the brainstorming process, use a domain name generator. These tools can help you come up with creative and available domain names based on your chosen keywords. Here is how:

-
- Visit a domain name generator website (like DomainWheel or NameMesh).
-
- Enter your selected keywords into the search box.
-
- Browse through the suggestions provided by the generator.

This step helps you see what names are available and sparks new ideas.

Step 4: Evaluate Your Options

Once you have a list of potential domain names, evaluate them based on these criteria:

-
- **Conciseness:** Shorter names are easier to remember and type. Ensure you select something short
-
- **Clarity:** Ensure the name clearly reflects your website's purpose. That way, your audience that might want to look up for what you will be marketing on your site will find it easy to locate you
-
- **Memorability:** Choose a catchy name that sticks in people's minds. Many potential customers don't buy at first search. When they come across your website and see what you are selling, they might want to come back to your site.
-
- **Avoid Special Characters:** Stick to letters and numbers; avoid hyphens or unusual spellings. It may hinder your site's appearance when keywords are searched

Step 5: Check Availability

Before you get too attached to a domain name idea, check its availability:

-
- Go to a domain registrar (like GoDaddy, Namecheap, or Google Domains).

-
- Enter your desired domain name in the search bar.
-
- If it is available, great! If not, return to step 3 and try other options.
-

Step 6: Choose a Domain Extension

The domain extension is the suffix at the end of your domain name (e.g., .com, .net, .org). Here are some common options:

-
- .com: The most popular and widely recognized extension; ideal for most businesses.
-
- .org: Typically used for non-profit organizations.
-
- .net: Often used for technology-related sites.
-
- Industry-specific extensions (e.g., .tech, .store) can also be considered if they fit your brand.
-

Choose an extension that aligns with your website's purpose and audience.

Step 7: Register Your Domain Name

Once you've settled on a domain name and confirmed its availability:

-
- Return to the domain registrar where you checked availability.
-
- Follow their process to purchase and register the domain.
-
- Provide necessary information (contact details) as required by the registrar.
-
- Complete payment to secure your domain.
-

Selecting the right domain name is a critical step in creating a professional website. By following these steps—defining your purpose, choosing relevant keywords, using generators for ideas, evaluating options, checking availability, selecting an appropriate extension, and finally registering—you will establish a strong foundation for your online presence. A well-chosen domain name enhances branding and improves visibility in search engines, making it easier for potential visitors to find you online.

Next, we will explore hosting options that will support your website effectively!

Hosting Options- Steps to Creating a Professional Website

Web hosting is like renting space on the internet for your website. When you create a website, all of its content—such as text, images, and videos—needs to be saved somewhere, just like how files on your computer are stored on a hard drive. Web hosting companies provide that storage space so that your website can be viewed by people online.

Owen.

Think of web hosting as the place where your website “lives” on the internet. When someone types your website’s address (your domain) into a browser, it connects to the hosting service, which then shows your site to visitors.

Why Web Hosting Is Important

Choosing the right web hosting service is very important because it affects how fast your website loads, how reliable it is, and how well it performs. A good hosting service will ensure that your site is always available, loads quickly, and can handle lots of visitors at once.

The wrong hosting service, on the other hand, can lead to slow load times, downtime (when your site is not accessible), and other problems that could frustrate your visitors.

Types of Hosting Options

There are different types of web hosting services available, each designed to meet specific needs and budgets. Understanding these options is key to picking the right one for your website. Here is an overview of the most common hosting types:

1. Shared Hosting

What it is: Shared hosting means your website shares server resources, such as storage and processing power, with other websites. It is like sharing a house with roommates—each website uses a portion of the server’s capacity.

Who it is for: This option is best for small websites, personal blogs, or new businesses that does not have heavy traffic.

Advantages

-
- **Low Cost:** Shared hosting is one of the most affordable options, typically ranging from \$1.99 to \$7.99 per month, making it a great choice for beginners.
-
- **User-Friendly:** Many shared hosting services come with easy-to-use tools for setting up your website, including one-click installations for platforms like WordPress.
-
- **24/7 Support:** Most shared hosting providers offer round-the-clock customer support to help you resolve any issues.

Recommended Providers

-
- **Bluehost:** Great for beginners with its easy setup and automatic WordPress installation.
-
- **Hostinger:** Known for its budget-friendly plans and solid performance for new users.

2. VPS Hosting (Virtual Private Server)

What it is: VPS hosting is a step up from shared hosting. Although you still share a physical server with others, each website has its own dedicated portion of the server's resources. It is like having your own apartment in a shared building.

Who it is for: VPS hosting is ideal for medium-sized businesses or websites that are growing and expect moderate traffic.

Advantages

- **More Control:** You have more control over your server settings and configurations compared to shared hosting.
 - **Better Performance:** Since your website has a dedicated part of the server, it performs better during traffic spikes.
 - **Pricing:** Starts around \$29.99 per month.
-

Recommended Provider

- **HostGator:** Offers flexible and scalable VPS plans that can grow with your website.

3. Dedicated Hosting

What it is: With dedicated hosting, you get an entire server all to yourself. It is like owning your own house with no roommates—complete control over everything.

Who it is for: This is best for large businesses or high-traffic websites that need maximum performance, security, and flexibility.

Advantages

- **Full Control:** You get full control over server configurations, so you can customize it to fit your website's specific needs.
 - **High Performance:** Because the server's resources aren't shared, it can handle large amounts of traffic without slowing down.
 - **Pricing:** Generally starts from \$79.99 per month.
-

Recommended Provider

- **SiteGround:** Known for its excellent performance, dedicated support, and high uptime.

4. Managed WordPress Hosting

What it is: Managed WordPress hosting is tailored specifically for WordPress sites. The hosting company handles all the technical aspects like updates, security, and backups, so you do not have to.

Who it is for: This type of hosting is perfect for users who want a hassle-free experience managing their WordPress website.

Advantages

- **Automatic Updates:** The host takes care of everything from software updates to backups, so you can focus on content creation.
 - **Optimized Performance:** The servers are specially configured for WordPress, leading to faster load times and better site performance.
 - **Pricing:** Typically starts around \$30 per month.
-

Recommended Provider

- **WP Engine:** A top choice for managed WordPress hosting, offering strong security and fast page load speeds.

Choosing the Right Hosting Plan

When deciding on a hosting plan, consider the following:

- **Budget:** Start by determining how much you can spend on hosting each month. Shared hosting is the most affordable option, while VPS, dedicated, and managed WordPress hosting are more expensive.
 - **Website Size and Traffic Expectations:** If you are just starting with a small blog or website, shared hosting is a good option. For larger sites with higher traffic, consider upgrading to VPS or dedicated hosting.
 - **Technical Skills:** If you are not very tech-savvy, look for hosting providers that offer easy-to-use platforms and reliable customer support.
 - **Scalability:** Choose a provider that allows you to upgrade easily as your site grows, so you do not have to switch services down the line.
-

By understanding the different types of hosting services available, you can choose the one that best fits your website's needs. Next, we will move on to design principles, helping you build a website that's both attractive and user-friendly!

Design Principles for Creating a Professional Website

When building a website, using key design principles can make a big difference in how your site looks and functions. These principles help create an organized, attractive, and user-friendly experience. Let's break down some of the most important design principles in an easy-to-understand way:

1. Alignment

Alignment is about how things on your page line up with each other. Good alignment makes your website look tidy and organized.

How to Use It:

-
- Keep text and images lined up the same way (e.g., all left-aligned or centered).
-
- Use grid layouts to arrange everything neatly.
-
- Make sure headings are aligned with the content below them for a clean, connected look.

2. Hierarchy

Hierarchy is the order of importance for different parts of your page. It guides users to the most important information first.

How to Use It:

-
- Use larger or bolder fonts for headings so they stand out from regular text.
-
- Place key information, like your main message or call-to-action, at the top of the page or in a prominent spot.
-
- Use different colors to highlight important buttons or links so visitors notice them right away.

3. Contrast

Contrast is about using different colors, shapes, or sizes to make certain elements stand out. It keeps your design interesting and helps direct attention.

How to Use It

-
- Use dark text on a light background (or vice versa) to make your content easier to read.
-
- Make buttons or important elements stand out by using a different color than the rest of the page.

Owen.

- Use different font sizes to separate headings from body text, making it easier for users to scan the page.

4. Balance

Balance refers to the way visual elements are distributed on the page. A balanced design feels stable and pleasing to look at.

How to Use It:

- Symmetrical balance: Arrange elements evenly on both sides of the page, like a mirror image, for a more formal look.
 - Asymmetrical balance: Use different-sized elements, like a big image next to smaller text boxes, to create an interesting layout without losing harmony.
-

5. Proximity

Proximity means placing related items close together so users can easily see which elements go together.

How to Use It:

- Group related content, like product images and descriptions, close to each other.
 - Use space between different sections to avoid clutter and make your page easier to navigate.
-

6. Repetition

Repetition means using the same design elements throughout your website. This makes your site look consistent and helps reinforce your brand.

How to Use It:

- Stick to a consistent color scheme, font style, and button design on all pages.
 - Repeat icons or other design features to create a cohesive look.
-

7. White Space (Negative Space)

White space is the empty space on your website that is not filled with content. It gives your design room to breathe and makes it less cluttered.

How to Use It:

-
- Leave space around your text and images to make the page easier to read.
-
- Use white space to highlight important elements like calls-to-action or key messages.

By applying these simple design principles—alignment, hierarchy, contrast, balance, proximity, repetition, and white space—you can create a professional website that is visually appealing and easy to use. Remember, good design is not just about making a site look nice; it also helps people find the information they need quickly and easily. Keeping these principles in mind will help you build a website that effectively communicates your message and keeps visitors engaged.

Step-by-Step Process to Create a Website for Forex Affiliate Marketing Using WordPress

Building a website for Forex affiliate marketing using WordPress is simpler than it might seem. With a step-by-step guide, anyone can get started, even if they're new to web development. Follow these easy instructions to create a professional site that helps you succeed in the world of Forex affiliate marketing.

Step 1: Choose a Domain Name and Hosting Provider

Domain Name:

A domain name, as we addressed earlier, is your website's address on the internet. It is important to choose something that reflects your niche in Forex trading and is easy to remember. Here is how to go about it:

-
- Make it short and relevant: Try something like "ForexTips.com" or "FXTrading101.com." It should be easy for people to recall.
-
- SEO-friendly: If possible, include keywords related to Forex to help your site rank better on search engines.

Hosting Provider:

A hosting provider stores all the files for your website and makes it accessible online. You need a reliable hosting company that supports WordPress. Here are two good options:

-
- Bluehost: A beginner-friendly option recommended by WordPress.
-
- SiteGround: Known for great customer service and speed.

Owen.

Once you've chosen a hosting provider:

-
- Sign up for a hosting plan.
-
- Register your domain name (you can often do this directly through the hosting provider)

Step 2: Install WordPress

Most hosting providers offer a one-click installation of WordPress, making it easy to get your website up and running. To install WordPress:

-
- Log into your hosting account.
-
- Find the WordPress installation option in the control panel or dashboard.
-
- Follow the prompts to set up WordPress on your domain.

Step 3: Choose and Install a WordPress Theme

What is a Theme?

A theme controls how your website looks. You want a clean, professional theme that fits your Forex affiliate marketing site.

Here is how to do it:

-
- Go to the WordPress dashboard.
-
- Navigate to Appearance > Themes.
-
- Click Add New and browse the theme options. Popular choices for affiliate marketing sites include:
-
- Astra: Fast and customizable.
-
- GeneratePress: Lightweight and performance-focused.
-
- OceanWP: Feature-rich and easy to use.

Once you find a theme, click Install and then Activate.

Step 4: Install Essential Plugins

Plugins add extra features to your WordPress website. Here are the key plugins you will need for Forex affiliate marketing:

-
- **SEO Plugin:** To make your site easier to find on search engines, install Yoast SEO or Rank Math for optimizing your content.
-
- **Affiliate Management Plugin:** This helps manage your affiliate program. Use plugins like AffiliateWP or Easy Affiliate.
-
- **Analytics Plugin:** Track your website traffic and see how visitors are engaging with your content. Install Google Analytics (using a plugin like MonsterInsights).
-
- **Security Plugin:** Protect your website from threats. Use Wordfence or Sucuri for security.

To install plugins:

-
- Go to Plugins > Add New.
-
- Search for the plugin name, click Install Now, and then Activate.

Step 5: Create Essential Pages

Your website needs a few important pages to make it look professional and provide value to visitors. Create these pages:

-
- **Home Page:** Introduce your website and explain what it is about.
-
- **About Page:** Share your background and why you are passionate about Forex trading.
-
- **Blog Page:** Post articles on Forex trading strategies, tips, and news to attract visitors.
-
- **Affiliate Disclosure Page:** This is legally required to disclose your affiliate relationships.

To create a page:

-
- Go to Pages > Add New in the WordPress dashboard.
-
- Enter the page title and content.
-
- Click Publish when you are done.

Step 6: Set Up Your Affiliate Program

Now that your site is up, you will want to set up an affiliate program so others can promote your site.

-
- **Configure Affiliate Plugin:** After installing an affiliate management plugin (like AffiliateWP), go to its settings and follow the setup instructions. This includes:

Owen.

- Setting commission rates.
 - Choosing payment methods.
 - Create an Affiliate Area: Set up a section where affiliates can sign up and manage their accounts.
 - Add Promotional Materials: Provide your affiliates with tools like banners, links, and other marketing materials to help them promote your website.
-

Step 7: Optimize Your Content for SEO

Search engine optimization (SEO) helps your website rank higher on Google. Use the SEO plugin you installed to improve each page:

- Use Keywords: Add relevant Forex-related keywords in your page titles, headings, and content.
 - Meta Descriptions: Write short, compelling descriptions for each page (these appear in Google search results).
 - Internal Linking: Link to other relevant pages on your site to help users navigate and boost SEO.
-

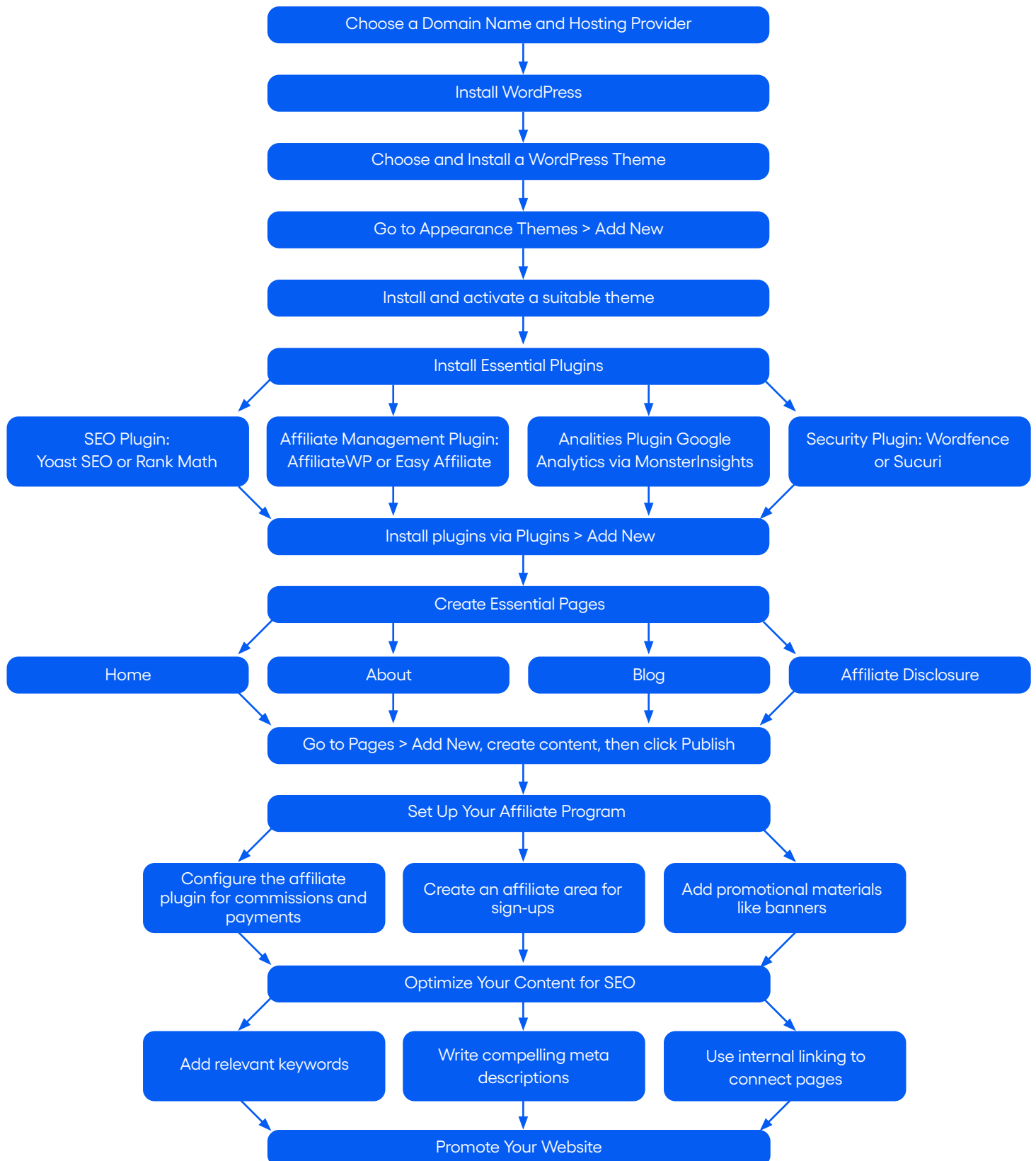
Step 8: Promote Your Website

Once your website is live, it is time to get the word out and attract visitors.

- **Social Media Marketing:** Create social media accounts for your Forex niche and share your blog posts. Engage with your audience to build a community.
 - **Email Marketing:** Use tools like Mailchimp to start an email list. Send out regular newsletters with Forex tips and updates to keep your visitors engaged.
 - **Join Affiliate Networks:** You can also join Forex-related affiliate networks like ClickBank to find additional products to promote on your site.
-

By following these clear and simple steps—choosing a domain, installing WordPress, selecting a theme, adding plugins, creating important pages, setting up your affiliate program, optimizing for SEO, and promoting your site—you will have a professional Forex affiliate website that's ready to attract visitors and generate income. Even if you are a beginner, these steps make it easy to get started and grow your site.

Step-By-Step Process To Create A Website For Forex Affiliate Marketing Using Wordpress (Workflow)



Owen.

Importance Of SEO And User Experience In Affiliate Marketing

In affiliate marketing, two key elements determine your success: Search Engine Optimization (SEO) and User Experience (UX). These two things help bring more visitors to your site, make them stay, and encourage them to click on your affiliate links. Let's break these down in simple terms:



What is SEO?

SEO stands for Search Engine Optimization. It is a way of making your website show up higher in search results on sites like Google. The better your SEO, the easier it is for people to find your website when searching for related topics.

Why SEO is Important in Affiliate Marketing:

More Visibility

Higher rankings mean more people see your site. Most users do not go beyond the first page of search results, so getting there is important.

Free Traffic

SEO brings in visitors who are already looking for the type of content or products you are promoting.

Cost-Effective

Unlike paid ads, good SEO gives you long-term traffic without spending extra money.

Builds Trust

People trust sites that rank well in search results, which can make them more likely to click on your affiliate links.

Key Parts of SEO:

- Keyword Research: Find keywords people are using to search for what you promote. For example, terms like “best Forex brokers” or “how to trade Forex” could help you rank higher.
- On-Page SEO: This means making sure each page on your site is optimized.
- Use short, simple URLs.
- Write clear meta descriptions (the short text that shows up under the link in search results).
- Link to other pages on your site to help users find related content.
- Technical SEO: Make sure your website is fast, works well on mobile devices, and is secure (use HTTPS).
- Off-Page SEO: This is about getting links from other trusted websites to boost your credibility.

What is User Experience (UX)?

User Experience (UX) is about how visitors feel when they visit your website. If your site is easy to navigate and looks good, people are more likely to stay, click your links, and come back again.

Owen.

Why UX is Important in Affiliate Marketing:

Keeps Visitors Engaged

If your website is user-friendly, visitors are more likely to stay and explore instead of leaving after one page.

More Conversions

A clear and simple layout makes it easy for visitors to click on your affiliate links.

Repeat Visitors

If people enjoy using your site, they'll likely return or recommend it to others.

Helps SEO

Search engines also look at how long visitors stay on your site and how easy it is to navigate, which can improve your SEO ranking.

Key Parts of UX:

-
- **Clean Website Design:** Use a simple, professional design that's easy to navigate. Clear headings and sections help guide users through the content.
-
- **Mobile-Friendliness:** Make sure your website works well on mobile devices, as many people browse on their phones.
-
- **Fast Loading:** Visitors will leave if your pages take too long to load, so keep images and code optimized for speed.
-
- **Clear Calls-to-Action (CTAs):** Make buttons or links to your affiliate products easy to find and compelling. For example, use phrases like "Get the Best Forex Deal Here" in bright colors.
-
- **Valuable Content:** Provide useful and informative content that solves users' problems or answers their questions. This improves both user experience and SEO by keeping visitors interested.

Both SEO and User Experience are crucial to building a successful affiliate marketing website. Good SEO brings visitors to your site, while strong UX keeps them there and encourages them to click on your affiliate links. You will increase traffic, build trust, and boost your earnings over time by continually improving both.

Checklist For Essential Website Features (Lead Capture Forms, Analytics Tools)

When building a website for Forex affiliate marketing, certain features are crucial for attracting visitors, collecting their contact information, and tracking your performance. Here is a simplified checklist that focuses on two important elements: lead capture forms and analytics tools.

Lead Capture Forms

Lead capture forms help you gather information from visitors, like their email addresses, which you can use to build an email list and stay in touch with potential customers.

Why Lead Capture Forms Matter

Collect Information

Gather contact details from visitors who may become future customers.

Offer Value

Give something in return, such as a free eBook, newsletter, or trading tips, to encourage sign-ups.

Key Features of Lead Capture Forms

-
- Strong Call-to-Action (CTA): Use clear CTAs like “Subscribe Now,” “Get Free Tips,” or “Join Our Newsletter” to motivate visitors to fill out the form.
-
- Keep It Simple: Only ask for essential information (like name and email). Long forms may discourage people from signing up.
-
- Best Placement: Put the form in visible spots, like:
 - At the top of the homepage.
 - As a pop-up after visitors spend time on the page.
 - At the end of blog posts.
-
- Privacy Assurance: Let visitors know their information will be kept secure. This builds trust.
-
- Mobile-Friendly: Ensure the form works well on mobile devices so people can easily fill it out on their phones.

Owen.

Tools for Creating Lead Capture Forms

Use WordPress plugins like OptinMonster, Mailchimp, or WPForms to easily create and manage your forms.

Analytics Tools

Analytics tools help you understand how visitors use your website, where they come from, and how well your marketing is working.

Why Analytics Tools Matter

Track Visitors

See how many people visit your site and what they do while there.

Measure Success

Check which content performs best and what sources (like Google or social media) bring the most traffic.

Improve Your Strategy

Use data to make better decisions about your marketing efforts.

Key Analytics Tools

-
- Google Analytics: A free tool that tracks website traffic, visitor behavior, and conversions (like sign-ups). You can set it up by adding a tracking code to your site.
-
- Google Search Console: Helps you monitor how your site appears in Google searches and shows which keywords bring traffic.

Metrics to Watch

-
- Traffic Sources: See where your visitors are coming from (like Google search, social media, or other websites).
-
- Bounce Rate: The percentage of visitors who leave after viewing only one page. A high bounce rate may mean they didn't find what they were looking for.
-
- Conversion Rate: Track how many visitors take specific actions, such as signing up for your newsletter or clicking on affiliate links.
-
- User Flow: See how visitors move through your site, which pages they visit, and where they drop off.

Setting Goals in Google Analytics

Set specific goals like tracking sign-ups or purchases, so you can measure how well your website is achieving its marketing objectives.

Adding lead capture forms and analytics tools to your Forex affiliate marketing website is essential for growing your audience and tracking your progress. These features help you engage visitors and gather valuable insights to refine your marketing efforts and improve performance over time.

Traffic Growth Analysis Over Time After Implementing Seo Strategies

When you apply SEO strategies to your website, it is important to understand how your website traffic grows over time. This is especially true for affiliate marketers, as more visitors often increase earnings. Here is a simplified explanation of how to analyze traffic growth and the factors that impact it.



What is Traffic Growth Analysis?

Traffic growth analysis is simply tracking the number of visitors coming to your website over time. This helps you see how well your SEO efforts are working and where you can improve. Some key things to watch include:

- **Organic Traffic:** People who find your site through search engines like Google.

Owen.

- **Direct Traffic:** Visitors who type your website URL directly into their browser.
- **Referral Traffic:** People who come to your site from other websites.
- **Bounce Rate:** The percentage of visitors who leave your site after viewing just one page.
- **Pages Per Session:** The average number of pages people look at when they visit your site.

Why Analyzing Traffic Growth is Important

Analyzing traffic growth is a critical part of managing a website, especially when implementing SEO strategies. This process allows you to see how effective your SEO efforts are, spot trends in visitor behaviour, improve the quality of your content, and enhance the overall experience for users. Here are reasons why traffic growth analysis matters:

Check SEO Success

Monitoring your traffic helps you determine whether your SEO strategies are effective. A steady increase in organic traffic (visitors from search engines) indicates that your optimization efforts are paying off, while stagnation or decline may suggest the need for adjustments.

Spot Trends

By tracking traffic patterns over time, you can identify trends, such as seasonal spikes in visits or periods of increased engagement. This information can help you plan content or promotional strategies around high-traffic periods.

Improve Content

Analyzing which pages receive the most visits and engagement allows you to create more of the content that your audience finds valuable. By focusing on popular topics, you can attract more visitors and improve overall traffic to your site.

Enhance User Experience

Traffic analysis helps you assess user engagement metrics like bounce rates (how quickly visitors leave) and session duration. High bounce rates may signal that visitors aren't finding what they expect, which gives you insight into where improvements can be made to retain users.

Step-by-Step Process for Traffic Growth Analysis

1. Set Up Analytics Tools

Use tools like Google Analytics or Google Search Console to track website traffic. These tools provide valuable insights into user behavior and traffic sources. Also ensure that tracking codes are properly installed on your website to collect accurate data.

2. Establish Baseline Metrics

Before implementing SEO strategies, record your current traffic metrics. This serves as a baseline to compare future performance.

Key metrics to note include:

-
- Total monthly visitors
-
- Sources of traffic (organic, direct, referral)
-
- Bounce rate
-
- Average session duration

3. Implement SEO Strategies

Focus on optimizing your website for search engines by:

-
- Conducting keyword research to target relevant keywords.
-
- Optimizing on-page elements (titles, meta descriptions, headers).
-
- Improving site speed and mobile responsiveness.
-
- Creating high-quality content that addresses user queries.
-
- Building backlinks from reputable sites.

4. Monitor Traffic Over Time

After implementing SEO strategies, monitor your website traffic regularly (e.g., weekly or monthly). Pay attention to changes in organic traffic specifically, as this is a direct result of your SEO efforts.

5. Analyze Traffic Data

Use analytics tools to evaluate the following:

-
- Traffic Growth Rate: Calculate the percentage increase in traffic compared to the baseline metrics.
-
- Traffic Growth Rate =
-
- Source Breakdown: Analyze where your traffic is coming from (organic search, direct visits, referrals).
-
- User Engagement Metrics: Look at bounce rates and pages per session to assess how well users interact with your content.

6. Identify Successful Strategies

-
- Determine which specific SEO strategies led to increases in traffic. For example:
-
- Did certain blog posts rank well for targeted keywords?
-
- Were there particular backlinks that drove significant referral traffic?
-
- Use this information to replicate successful tactics in future content.

7. Adjust Strategies Based on Insights

Based on your analysis, make adjustments to your SEO strategy as needed:

-
- Optimize underperforming pages by improving content quality or updating keywords.
-
- Focus on creating more content around high-performing topics.
-
- Enhance user experience based on feedback from bounce rates and session durations.

8. Long-Term Monitoring

Continue monitoring traffic growth over time to understand long-term trends and the sustained impact of your SEO efforts, and then, regularly revisit and adjust your SEO strategies based on ongoing performance data.

Traffic growth analysis is an essential part of understanding the effectiveness of your SEO strategies in affiliate marketing. Setting up analytics tools, establishing baseline metrics, implementing targeted SEO techniques, and continuously monitoring results, will help you gain valuable insights into user behavior and optimize your website for better performance.

Remember that SEO is a long-term investment; consistent effort and analysis will lead to sustained increases in organic traffic over time.

Best Practices For Optimizing Conversion Rates On Affiliate Websites

Understand Your Target Audience and Create Compelling Content

To optimize conversions, start by deeply understanding your target audience. This means identifying who they are, their pain points, and their buying behavior. Developing detailed buyer personas can help you craft content that speaks directly to their needs and

interests. Knowing your audience also allows you to anticipate what kind of offers and affiliate products will appeal most to them.

Once you understand your audience, focus on creating high-quality content that resonates with them. Use persuasive language, storytelling, and engaging formats to build trust. Content should not only provide value but also guide visitors toward taking action, whether that's clicking on an affiliate link or subscribing to a newsletter. Additionally, ensure your content is optimized with relevant keywords to improve search engine visibility, bringing in more targeted traffic.

Optimize Your Website Design and Landing Pages

A well-designed website is essential for encouraging conversions. Your site should be visually appealing, easy to navigate, and optimized for mobile devices. A fast-loading site helps retain visitors, while clear, strategically placed calls-to-action (CTAs) drive users to take specific actions, like making a purchase or signing up for updates.

It is also important that you pay close attention to your landing pages. Each product or offer should have a dedicated landing page that clearly outlines the benefits and includes strong, compelling CTAs. These pages should also feature social proof, such as customer testimonials or reviews, to build credibility. By fine-tuning these elements, you can significantly improve conversion rates.

Leverage A/B Testing and Incentives

A/B testing is a powerful tool for finding out what works best for your site. Testing different headlines, CTA buttons, or images can reveal which versions resonate most with your audience. Tools like Google Optimize make it easy to run these tests and implement the highest-performing options. Regularly testing and refining your site's elements helps ensure continuous improvement.

One important thing you must understand about optimizing the structure of your website is that offering incentives can boost conversions. Providing discounts, special offers, or exclusive bonuses can make visitors more likely to take action. Similarly, offering a free resource, like an eBook or webinar, in exchange for their contact information can help you grow your subscriber list while delivering value to your audience.

Implement SEO Strategies and Track Performance

To drive more traffic, your website needs to be optimized for search engines. Conduct keyword research to identify the most relevant search terms for your niche and ensure these are used strategically in your content. Beyond on-page optimization, building high-quality backlinks from authoritative sites is also crucial to boosting your search engine rankings.

Continuously track your performance using tools like Google Analytics. By monitoring traffic, conversion rates, and other key metrics, you can identify trends and spot areas for improvement. Regular analysis helps you understand what's working and where you need

Owen.

to adjust, making data-driven decisions to refine your strategy and optimize results over time.

Optimizing your affiliate website for higher conversions is an ongoing effort. It requires continuous testing, analysis, and refinement based on performance data and audience behavior. By understanding your audience, refining your website design, implementing SEO, and tracking your results, you can increase conversions and achieve sustained success in affiliate marketing.

Content Creation Strategies

Content creation plays a major role in affiliate marketing. It helps bring people to your website, keeps them interested, and influences their buying choices. Good content doesn't just bring visitors, it also makes you look like an expert in the Forex field, builds trust with your audience, and boosts your website's search rankings.



Owen.

To create effective content, you need to understand what your audience wants, provide useful information, and use different formats to reach them. This can include blog posts, videos, infographics, or even social media updates. The goal is to inform, educate, and encourage people to take action, like clicking on your affiliate links or making a purchase.

In this chapter, we will look at different ways you can create content that communicates your message well, promotes the products you are an affiliate for, and builds a loyal audience. By using these strategies, you can improve your affiliate marketing and get better results for your online business. Let's go into the specific content strategies that can make your Forex affiliate marketing website stand out

Types Of Content (Blog Posts, Videos, Ebooks)

Blog Posts

Blog posts are one of the most effective and versatile types of content for affiliate marketing, especially in the Forex niche. They serve as a platform for sharing valuable information, insights, and personal experiences that can attract and engage your target audience. Here is a closer look at why blog posts are essential and how to create them effectively.

Importance of Blog Posts in Affiliate Marketing

1. Establish Authority

Regularly publishing informative and well-researched blog posts helps you position yourself as an authority in the Forex market. This builds trust with your audience, making them more likely to consider your recommendations.

2. Drive Organic Traffic

Blog posts optimized for search engines can attract organic traffic from users searching for relevant information. By targeting specific keywords related to Forex trading, you can increase your visibility on search engine results pages (SERPs).

3. Engagement and Interaction

Blog posts provide an opportunity for engagement through comments and social sharing. Encouraging readers to share their thoughts or experiences can foster a sense of community around your content.

4. Promote Affiliate Products

Well-crafted blog posts can seamlessly integrate affiliate links within the content. For example, you can write reviews, comparisons, or tutorials that naturally lead to product recommendations.

Content Longevity

Unlike some other content formats, blog posts have a longer shelf life. A well-written post can continue to attract traffic and generate leads long after it is published.

How to Create Effective Blogposts

Creating effective blog posts is a key part of running a successful Forex affiliate marketing website. To do this well, you need to choose topics that resonate with your audience and structure your posts in a way that keeps them engaged.

1. Start by selecting topics that are relevant to your audience's interests and problems. In the Forex world, this means focusing on issues that traders face, from beginner questions to advanced strategies. Tools like Google Trends or keyword research platforms can help you discover what people are searching for, ensuring your posts cover popular and useful topics.
2. Once you have a good topic, crafting a compelling headline is crucial. Your headline is what grabs attention and draws readers in. Make it clear, informative, and interesting—using numbers or questions can help catch someone's eye. For example, a headline like "10 Simple Forex Trading Tips for Beginners" is likely to attract more clicks than something vague.
3. When writing the body of your post, make sure to structure your content clearly. Break it into sections with headings and subheadings, so readers can easily scan through. Lists and bullet points also make it easier to follow along, especially when covering detailed or technical content.
4. Providing value is key to keeping your audience engaged. Your blog posts should be informative, offering useful insights or tips that readers can actually apply. Include real-life examples or case studies to make your points clearer and more relatable. This makes your content more trustworthy and engaging.
5. Visuals are also important for making your posts more appealing. Use relevant images, charts, or infographics to help explain complex ideas and add visual interest. However, make sure that the visuals you include serve a purpose and do not distract from the main message.
6. To ensure your blog posts reach more people, it is important to optimize them for search engines. Use relevant keywords naturally throughout your text, including in your headings and subheadings, to improve your chances of ranking higher on search results. Also, do not forget to write a compelling meta description that encourages people to click through when they see your post in a list of search results.
7. At the end of your post, always include a clear call-to-action (CTA). Whether it is asking your readers to subscribe, check out a product, or leave a comment, make sure your CTA is easy to understand and follow.

Owen.

8. Lastly, promoting your posts is essential to driving traffic. Share them on social media, in email newsletters, and on relevant forums. Engaging with other bloggers in the Forex niche can also help grow your audience—comment on their posts or consider working together on joint content to reach a broader audience.

Blog posts are a powerful tool in affiliate marketing that can help you establish authority, drive traffic, engage with your audience, and promote affiliate products effectively. If you really want to create high-quality, valuable content that resonates with your readers, you can enhance your affiliate marketing efforts and achieve greater success in the Forex niche.

Videos

Videos are a powerful and engaging form of content that can significantly enhance your affiliate marketing efforts, especially in the Forex niche. They allow you to convey information in a dynamic way, making complex topics easier to understand and more appealing to your audience. Here is an overview of why videos are important and how to create effective video content.

Importance of Videos in Affiliate Marketing

1. Enhanced Engagement:

Videos capture attention more effectively than text alone. They combine visuals, audio, and motion, which can keep viewers engaged longer and encourage them to absorb the information being presented.

2. Improved Retention

Research shows that people remember information better when it is presented in video format. This means that viewers are more likely to recall your message and take action after watching your video.

3. Higher Conversion Rates

Including videos on landing pages or product descriptions can lead to higher conversion rates. Viewers are more likely to make a purchase after watching a video that demonstrates a product or explains its benefits.

4. Versatility

Videos can be used across various platforms, including your website, social media, email marketing, and YouTube. This versatility allows you to reach a wider audience and engage with them in different ways.

5. SEO Benefits

Well-optimized videos can improve your search engine rankings. Search engines like Google favor video content, which can lead to increased visibility and traffic to your website.

How to Create Effective Videos

Creating effective videos is a powerful way to engage your audience and promote your affiliate marketing efforts, especially in the Forex niche. To make sure your videos connect with viewers and drive results, it is important to follow some key steps in the planning and production process.

1. Define Your Objectives

First, start by defining the purpose of your video. Think about what you want to achieve—are you looking to educate your audience about Forex trading strategies, promote an affiliate product, or offer market analysis? Having a clear objective in mind will guide the direction of your video and ensure that it delivers the right message.

2. Know Your Audience

Next, it is essential to understand your audience. Take the time to know who your viewers are and what they are interested in. This will help you tailor your content to meet their needs. Knowing what your audience cares about allows you to create videos that resonate with them, whether you are explaining a concept, demonstrating a product, or sharing trading tips.

3. Plan Your Content

Once you've got your audience and objectives in mind, plan out the content of your video. A clear outline or script helps you stay organized and focused. Make sure to start your video with a strong hook—something that grabs attention within the first few seconds. This is crucial to keeping people watching, especially in the fast-paced online world.

4. Choose the Right Format

When it comes to video format, choose one that best suits your message. For instance, explainer videos work well for breaking down complex concepts, while product demos showcase the features of a trading platform. Webinars offer an interactive way to discuss strategies or trends, and tutorials provide step-by-step guides on using tools or applying Forex trading techniques. The right format helps communicate your message more effectively.

5. Invest in Quality Production

Investing in quality production doesn't always mean you need expensive equipment, but it is important that your video looks professional. Make sure there is good lighting, clear audio, and stable camera shots. A clean, well-edited video keeps viewers engaged and helps communicate your message clearly. Simple editing techniques like adding graphics or smooth transitions can enhance your video without making it overwhelming.

6. Optimize for SEO

To help more people find your videos, optimizing for SEO is essential. Use relevant keywords in your video title, description, and tags so that it shows up in search results on platforms

Owen.

like YouTube. An engaging thumbnail also plays a big role in getting viewers to click on your video—make sure it is eye-catching and represents the content well.

7. Include Clear Calls-to-Action (CTAs)

A clear call-to-action (CTA) is an important part of any video. At the end of the video, tell viewers what you want them to do next, whether it is visiting your website, signing up for a newsletter, or clicking on an affiliate link. Make sure your CTA is easy to follow and directly tied to your objectives.

8. Promote Your Videos

One thing you must always consider is this, do not forget to promote your videos. Share them on your social media channels, include them in email newsletters, and post them in relevant online forums. Engaging with your audience is key—respond to comments, encourage discussions, and build a community around your content.

Videos are an essential component of any successful affiliate marketing strategy. They enhance engagement, improve retention, and can lead to higher conversion rates when done correctly. By understanding your audience, planning effectively, investing in quality production, optimizing for SEO, and promoting your content strategically, you can leverage videos to boost your affiliate marketing efforts in the Forex niche.

eBooks

eBooks have become a go-to tool in affiliate marketing, especially in niches like Forex trading, because they allow you to dive deeper into topics, establish credibility, and generate leads effectively. Let's break down why eBooks are so valuable and how you can use them to boost your affiliate marketing strategy in a simple, relatable way.

Why eBooks Matter in Affiliate Marketing

First, eBooks let you provide detailed information that you can't always fit into shorter content like blog posts or videos. This is especially useful in complicated areas like Forex trading, where people want a clear, comprehensive guide on strategies, tools, and market trends. An eBook allows you to give readers the complete picture, helping them better understand the topic and take action.

Another huge benefit of eBooks is their ability to generate leads. Offering a free eBook in exchange for an email address is a great way to grow your email list. Once you have those emails, you can stay in touch with your audience and share affiliate products with them over time, which keeps your marketing efforts going even after the eBook is downloaded.

Writing an eBook also helps you establish yourself as an expert. When people read a well-researched, valuable eBook, they start seeing you as a trusted authority in your niche. If your readers trust you, they are more likely to follow your advice and check out the products you recommend.

Unlike blog posts that can quickly become outdated, eBooks tend to have a longer lifespan. A well-crafted eBook can keep bringing in new readers and leads long after you've published it, making it a valuable asset that keeps working for you.

There is the opportunity to monetize your eBook directly. You can either sell it or use it as a platform to promote affiliate products. By weaving product recommendations into the content of your eBook, you are providing value while also increasing your chances of making sales, effectively boosting your revenue.

By creating an informative and engaging eBook, you can educate your audience and create ongoing opportunities for lead generation, trust-building, and increased affiliate sales.

Creating an effective eBook can be a game-changer in affiliate marketing, especially in niches like Forex trading. To make sure your eBook stands out, it is important to focus on the right strategies—from selecting the perfect topic to promoting your work. Here is how you can create an eBook that's both valuable and engaging, without getting too technical.

Picking the Right Topic for Your eBook

Start by choosing a topic that speaks directly to your audience's interests and needs. For example, in the Forex niche, you could write about "Top 10 Forex Trading Strategies for Beginners" or "Understanding Forex Market Analysis." If you are unsure what your readers want, check out your website analytics or popular questions on forums to find out which topics grab the most attention. This ensures your eBook will be relevant and appealing.

Planning and Structuring Your eBook

Before you start writing, create a clear outline. Break your content into logical sections or chapters to ensure a smooth flow. This will help keep things organized, and it'll be easier for your readers to follow along. Make sure each chapter offers value, with clear examples and actionable tips that readers can put into practice. A well-structured eBook keeps readers engaged from start to finish.

Writing in a Clear and Engaging Way

When writing your eBook, aim for a conversational tone—this makes the content more relatable and easier to understand. Keep the language simple and avoid jargon that might confuse readers. You can also make the content more engaging by using visuals like charts or graphs. These can help explain complex ideas in a simpler way and make the eBook more visually appealing.

Designing a Professional Layout

Your eBook's appearance is just as important as the content itself. Use tools like Canva or Adobe InDesign to create a clean and professional layout. Make sure your eBook is easy to read by using clear headings, subheadings, bullet points, and plenty of white space. A well-designed eBook looks more credible and is easier to navigate, which keeps readers interested.

Owen.

Including Calls-to-Action (CTAs)

Throughout your eBook, include clear and relevant calls-to-action (CTAs). These might direct readers to check out a related affiliate product or visit your website for more resources. Make sure your CTAs feel natural and are easy for readers to follow. For example, after explaining a Forex trading strategy, you could suggest a trading platform that readers can try out.

Optimizing Your eBook for SEO

If you are planning to host your eBook on your website or sell it on platforms like Amazon, optimizing for SEO can help it reach a larger audience. Incorporate relevant keywords in your title, description, and content. Also, create a landing page that highlights the eBook's benefits, making it easy for potential readers to download or purchase it.

Promoting Your eBook

Once your eBook is ready, it is time to spread the word. Share it on social media, email newsletters, and relevant communities or forums where your audience hangs out. Consider running promotions or giveaways to create buzz and drive more traffic to your eBook's landing page. The more visibility your eBook gets, the more readers you will attract.

Gathering Feedback and Updating

After publishing your eBook, ask for feedback from your readers. Their insights can help you improve future editions or even inspire new eBook topics. Make it a point to update the content regularly, especially if you are covering a topic like Forex trading, where market trends and information can change quickly.

Creating an effective eBook involves more than just writing—it is about delivering value in a format that engages your audience and supports your affiliate marketing goals. By focusing on relevant topics, clear writing, professional design, SEO optimization, and active promotion, you can use eBooks to boost your authority, generate leads, and increase your affiliate revenue in the Forex niche.

Importance Of Valuable And Engaging Content

Creating valuable and engaging content is key to being successful in affiliate marketing. Let me make this easier to understand by explaining what these terms mean and why they are important.

What Does “Valuable Content” Mean?

Valuable content is information that really helps your audience. It could be solving their problems, answering their questions, or giving them useful tips. Think about running a Forex affiliate website—if someone visits your site to learn about currency trading, your content

should give clear advice, easy-to-follow steps, and examples that help them. The more practical and focused your content is, the more helpful it becomes.

For example, imagine someone is new to Forex trading. They search for “how to start trading Forex” and find a blog post on your site. If the post explains the basics in simple terms, gives good examples, and highlights common mistakes to avoid, it is valuable. This not only teaches them something useful but also builds their trust in you. In affiliate marketing, valuable content shows that you know what you are talking about, and when readers trust you, they are more likely to click on your affiliate links or follow your recommendations.

What Does “Engaging Content” Mean?

Engaging content keeps people interested. It grabs their attention and makes them want to read more, watch longer, or interact with your website. This could be through fun stories, visuals like images and charts, or even videos that connect with your audience on a personal level.

For example, let’s say you create a video about Forex trading strategies. Instead of just listing the strategies in a boring way, you tell a story about how one of the strategies helped you make a smart trade. You could also add charts or animations to show how the strategy works. This makes your content more than just informative—it makes it enjoyable and easy to understand. Engaging content can also come in the form of quizzes, videos, or even polls that let your audience interact with the material.

Let’s say you write a blog post about “The 5 Best Forex Trading Platforms.” Instead of just giving a list, you can add personal experiences, compare the platforms, and use images or screenshots to show what each one looks like. This not only informs your readers but also makes the post more enjoyable to read.

Why Is Valuable and Engaging Content So Important?

When your content is both valuable and engaging, it brings many benefits:

1. Builds Trust with Your Audience

When your readers find useful information on your site, they begin to trust you as an expert. For example, if you write a detailed guide on Forex trading, and someone finds it helpful, they are more likely to come back for more advice. This trust also means they’ll feel more comfortable following your affiliate recommendations.

2. Encourages Sharing

Engaging content is more likely to be shared. Let’s say you create a fun and easy-to-understand video on Forex trading strategies. If people enjoy it and find it helpful, they might share it with their friends or on social media. This helps spread your content and brings more people to your website.

Owen.

3. Improves SEO

Search engines like Google reward websites that provide valuable content. When people spend more time reading your articles or watching your videos, it shows search engines that your content is good. This can improve your website's ranking, making it easier for others to find your content through search engines.

4. Increases Conversions

When people find value in your content, they are more likely to take action, like signing up for a newsletter, clicking on an affiliate link, or making a purchase. For example, if someone reads your in-depth review of a Forex trading platform, and your review answers their questions and addresses their concerns, they might feel confident enough to sign up through your affiliate link.

5. Builds a Community

Valuable and engaging content can create a sense of community around your website. When people enjoy and trust your content, they are more likely to engage with you by leaving comments, sharing on social media, or joining discussions. This makes them more likely to keep coming back to your site.

In affiliate marketing, creating content that is both valuable and engaging is key to building a strong, trustworthy brand. Valuable content gives your audience the help and information they need, while engaging content keeps them interested and makes them want to interact with your site. Together, these qualities help you build trust, get more traffic, improve your SEO, and increase conversions. By focusing on delivering real value and making your content enjoyable, you will create a loyal audience that supports your affiliate marketing success.

Content Calendar Template For Planning Posts

A content calendar is a valuable tool that helps you plan, organize, and schedule your content effectively. It acts like a roadmap, guiding you on what to publish, when to publish it, and where it will be shared. Using a content calendar ensures that your content creation process is consistent and aligned with your marketing goals.

Having a content calendar is especially useful for affiliate marketers because it allows you to keep track of various types of content—like blog posts, videos, and social media updates—ensuring that you are regularly engaging with your audience and promoting affiliate products effectively.

Why You Need a Content Calendar

A content calendar is an essential tool for anyone involved in content creation, especially in affiliate marketing. Here are some key reasons why having a content calendar is crucial:

First, it helps you stay organized. By planning your content in advance, you can keep track of what needs to be created, when it should be published, and where it will be shared. This organization reduces the stress of last-minute content creation and ensures that you have a steady flow of material to engage your audience.

Second, a content calendar allows for consistent posting. Regularly publishing content is vital for maintaining audience interest and improving SEO. With a calendar, you can schedule posts to go live at optimal times, ensuring that your audience receives fresh content consistently.

Moreover, a content calendar aids in strategic planning. It enables you to align your content with marketing campaigns, seasonal trends, or product launches. By visualizing your content schedule, you can ensure that your posts support your overall marketing goals and resonate with your audience's current interests.

Another good reason is that it enhances collaboration within teams. If you work with others, a content calendar provides clarity on who is responsible for each piece of content. This transparency helps streamline communication and ensures everyone is on the same page regarding deadlines and expectations.

A content calendar allows for flexibility and adaptability. While it is important to have a plan, the calendar can be adjusted as needed based on performance metrics or emerging trends. This adaptability ensures that your content remains relevant and effective in engaging your audience.

A content calendar is vital for staying organized, maintaining consistency, planning strategically, enhancing collaboration, and allowing for flexibility in your content creation efforts. By implementing one, you can improve your efficiency and effectiveness in reaching your affiliate marketing goals.

Example of a Content Calendar Template

In this structure, each row represents a different aspect of the content plan, while each entry across the columns provides specific details for that aspect. This layout can make it easier to compare and manage multiple pieces of content at a glance and that's one reason why content calendar is needed

Details	Entry 1	Entry 2	Entry 3	Entry 4
Date	2024-10-01	2024-10-05	2024-10-10	2024-10-15
Title/Topic	Introduction to Forex Trading	Top 5 Forex Trading Strategies	Weekly Market Analysis	Understanding Currency Pairs
Content Type	Blog Post	Video	Email Newsletter	Infographic
Platform	Website Blog	YouTube	Email	Instagram
Status	Drafting	Scheduled	In Progress	Planned
Assigned To	John Doe	Jane Smith	John Doe	Jane Smith
Target Audience	Beginners	Intermediate Traders	All Traders	Visual Learners

Owen.

Keywords	Forex, Trading Basics	Forex Strategies	Market Analysis	Currency Pairs
Notes	Include links to affiliate products	Add visuals and examples	Highlight key trends	Use engaging graphics

Important Content Calendar Elements

Date

The Date column shows when each piece of content will be published. This helps you keep track of your posting schedule and stay consistent, which keeps your audience interested and improves your website's visibility on search engines. A clear timeline also helps you plan for important events like holidays or product launches, so your content stays relevant.

Title/Topic

The Title/Topic column tells you what each piece of content is about. This makes it easy to organize and manage your content. A good title also helps you come up with new ideas and ensures the content fits into your overall marketing plan. It also helps with using the right keywords so your content is easier to find online.

Content Type

In the Content Type column, you decide what format the content will take, like a blog post, video, infographic, or email. Different types of content appeal to different people. For example, videos might attract visual learners, while blog posts are better for detailed explanations. Knowing the format helps you plan your time and resources effectively.

Platform

The Platform column tells you where the content will be posted, such as your blog, YouTube channel, or social media. This is important for knowing where your audience is most active. Each platform may need a different approach, so knowing where the content is going helps you prepare it in the right way.

Status

The Status column tracks how far along the content is. Common statuses include "Drafting," "Scheduled," "In Progress," or "Published." This helps keep everything on schedule, especially if you are working with a team. It shows what's finished and what still needs to be done.

Assigned To

This "Assigned To" part is especially useful for organizations or teams where different people are responsible for creating or managing content. It helps clarify who is handling each task, making the content creation process smoother and ensuring accountability.

If you are a single person running your own blog, this section wouldn't be necessary unless you are outsourcing specific tasks (e.g., hiring a freelance writer or designer). In that case, it could still be used to track who is doing what.

The Assigned To column shows who is responsible for creating or managing each piece of content. This makes sure everyone knows what they need to do, helping to keep the process smooth and avoid confusion.

Target Audience

The Target Audience column tells you who the content is for, such as beginners or experienced Forex traders. Knowing your audience helps you create content that fits their needs, which leads to better engagement and results.

Keywords

The Keywords column lists important words that make it easier for people to find your content on search engines. Keywords are essential for SEO (search engine optimization) because they help align your content with what people are searching for online. Using the right keywords increases your chances of showing up higher in search results.

Notes

The Notes section can include any extra information, like reminders about adding affiliate links or using specific images. This is a space for important details that do not fit into the other categories but are still crucial to making the content as good as possible.

Each part of a content calendar is important to keep your content organized and aligned with your goals. By clearly defining these sections, you can improve teamwork and boost productivity in your affiliate marketing efforts.

Engagement Metrics (Likes, Shares, Comments) From Various Content Types

When it comes to affiliate marketing, knowing how your audience interacts with your content is key to improving your success. Engagement metrics, like likes, shares, and comments, show how well your content connects with your audience. These actions tell you how popular a post is, and also help you figure out which content types (like blog posts, videos, or social media updates) are most effective.

By looking at these engagement metrics, you can see what kind of content gets the most attention and interaction. For example, if a video on Forex trading tips gets a lot of likes and shares, it tells you that your audience enjoys and finds value in that format. On the other hand, if a blog post doesn't get much engagement, you might need to rethink how you are delivering that information.

This feedback helps you create more of the content your audience wants, which leads to more views, better website traffic, and ultimately, higher sales from your affiliate links. In this section, we will break down what each of these metrics means and how you can use them to improve your affiliate marketing strategy.

Engagement Metrics: Likes

Likes are one of the simplest ways to measure how much your audience enjoys your content. A "like" shows that people approve of what you are sharing, making it an important metric to track when doing affiliate marketing.

Why Are Likes Important?

- **Quick Feedback:** When people like your post, it is an instant sign that they find it interesting or helpful. If your post gets lots of likes, that means your content is hitting the mark. If it gets fewer likes, it might need some changes.
- **Increases Reach:** On social media, posts with more likes are often shown to more people. This can help your content get in front of a larger audience without paying for ads.
- **Builds a Community:** When lots of people like the same content, it helps create a sense of belonging. It shows that others appreciate what you are sharing, making your followers feel like part of a community.
- **Boosts Other Interactions:** If someone likes your content, they may also comment on it, share it with others, or explore more of what you offer. This leads to more engagement.
- **Helps Guide Future Content:** By looking at which posts get the most likes, you can understand what your audience enjoys. This way, you can create more content that fits their interests.

How to Get More Likes

- **Make Great Content:** Always focus on creating content that is valuable, informative, and fun for your audience. The better your content, the more likely people are to like it.
- **Use Eye-Catching Images:** Posts with images, videos, or infographics grab more attention, which can lead to more likes.
- **Ask Questions or Start Conversations:** Encourage your audience to engage by asking them to share their thoughts. When they feel involved, they're more likely to like your content.
- **Post at the Right Time:** Share your content when your audience is most active. This will increase the chances of them seeing and liking your posts.
- **Promote Your Posts:** Share your content on different platforms and ask your followers to like it. You can also collaborate with others in your field to reach more people.

Likes are a key way to measure if your content connects with your audience. By understanding why likes matter and using strategies to increase them, you can grow your brand, reach more people, and build a stronger online community. Regularly tracking likes will help you improve your content and keep it aligned with your audience's preferences.

Engagement Metrics: Shares

Shares are one of the most important ways to measure how much people like your content in affiliate marketing. When someone shares your content on social media, through email, or messaging apps, it means they found it valuable and want others to see it too. This can help your content reach more people.

Why Shares Are Important

- **Reach More People:** When your content gets shared, it reaches new audiences beyond your followers. If someone shares your post, their friends and followers can see it too, helping you attract new visitors who might not have found you otherwise.
- **Shows Trust and Popularity:** Lots of shares show that your content is popular and trustworthy. When people see that others are sharing your work, they're more likely to think it is valuable and might trust it more.
- **Helps You Rank Higher on Google:** Search engines like Google look at how much your content gets shared as a sign that it is good. The more shares you get, the higher you could rank in search results, making it easier for people to find you.
- **Creates a Sense of Community:** Shares can start conversations around your content. When people share your posts, it often leads to discussions among their friends or followers, which helps build a community around your brand.

-
- **Keeps Your Content Alive:** Content that gets shared a lot doesn't fade away quickly. Instead of disappearing after you post it, highly shareable content can keep getting shared, bringing in traffic and engagement for a long time.

How to Get More Shares

-
- **Create Content People Want to Share:** Make content that's useful, entertaining, or inspiring. When your content connects emotionally with people—like making them laugh, think, or feel inspired—they're more likely to share it.
-
- **Use Eye-Catching Images or Videos:** Posts with interesting visuals, like images or videos, tend to get more attention and are shared more often than just text.
-
- **Make Sharing Easy:** Add social sharing buttons to your blog or website. The easier it is for people to share, the more likely they will.
-
- **Ask for Shares:** Sometimes, simply asking people to share your content works. Add a note like, "If you found this helpful, please share it with your friends!" at the end of your posts.
-
- **Work with Influencers:** Partner with influencers in your niche who can share your content with their followers. This helps you reach a much bigger audience.
-
- **Engage with Your Followers:** Reply to comments, ask questions, and get conversations going. When people feel connected to you, they are more likely to share your content with others.

Shares are a key part of measuring success in affiliate marketing. By understanding their importance and using strategies to increase shares, you can reach more people, build trust, and create a community around your brand. Keeping track of shares over time helps you learn what content your audience enjoys most, so you can keep creating content that gets shared.

Engagement Metrics: Comments

Comments are an important way to measure how much your audience is interacting with your content. They let your readers share their opinions, ask questions, and join in discussions, which helps create a community around your brand.

Why Comments Matter

Direct Feedback

Comments give you insight into how your audience feels about your content. They can show what people liked, what confused them, or what they found interesting. This feedback helps you improve your content and fill in any gaps.

Encourages Interaction

When people leave comments, it creates a sense of community. A busy comment section can spark conversations that make the experience better for everyone.

Builds Relationships

Responding to comments helps you connect with your audience personally. When you engage with people who comment, it shows that you care about their thoughts. This connection can lead to more loyalty and trust in your brand.

Increases Time on Page

When visitors see an active comment section, they tend to stay on your page longer. This is good for SEO (how search engines rank your site). The longer people stay, the more likely they are to check out other content on your site, which can help keep them engaged.

Social Proof

A lot of comments can indicate that your content is interesting and worth discussing. This can encourage new visitors to comment too, which boosts engagement even more.

How to Encourage Comments

Ask Open-Ended Questions

At the end of your posts, invite your readers to share their thoughts. For instance, you can ask, “What’s your experience with Forex trading?” or “Do you have any tips you’d like to share?” This invites people to contribute their ideas.

Create Controversial or Thought-Provoking Content

Topics that spark strong opinions often lead to more comments. While it is important to keep discussions respectful, talking about hot topics can ignite lively debates.

Engage with Your Audience

Respond to comments quickly and thoughtfully. When you acknowledge people’s thoughts, it encourages them to keep talking and shows that you value their input.

Moderate Your Comment Section

Make sure to keep the conversations positive by filtering out spam or negative comments. A welcoming environment encourages more people to join the discussion.

Highlight Comments

Shine a light on insightful or engaging comments in your future posts or on social media. This recognition can motivate others to leave thoughtful comments too.

Owen.

Use Comment Plugins

If you are using platforms like WordPress, consider adding comment plugins that make commenting easier. Features like direct replies or upvoting helpful comments can enhance the experience.

Comments are a key engagement metric that offer direct feedback, encourage interaction, build relationships, keep people on your page longer, and show that your content is valuable. By understanding why comments are important and using strategies to encourage them, you can create a lively community around your brand and improve your affiliate marketing efforts.

Impact Of Quality Content On Affiliate Conversions

When it comes to affiliate marketing, the quality of your content plays a big role in how well you can convert visitors into buyers. But what does “quality content” really mean, and why is it so important? Let’s break it down.

What is Quality Content?

Quality content is content that is helpful, engaging, and well-written. It answers the questions your audience has, provides useful information, and connects with them on a personal level. Here are some key aspects of quality content:

-
- **Helpful Information:** It gives readers what they are looking for, whether that’s tips, tutorials, or product reviews.
-
- **Clear and Easy to Read:** Good content is easy to understand. It avoids complicated jargon and keeps sentences simple.
-
- **Engaging Style:** Quality content grabs the reader’s attention and keeps them interested. This could be through storytelling, humor, or relatable examples.
-
- **Well-Researched:** It is based on accurate information and facts. This builds trust with your audience.
-
- **Visually Appealing:** Good content includes images, videos, or infographics to make it more attractive and easier to digest.
-

Why Quality Content Matters for Affiliate Conversions

Builds Trust and Credibility

When you provide valuable and reliable information, your audience starts to trust you. For example, if you write a detailed review of a product and share your honest opinion, readers are more likely to believe you. This trust can lead them to feel comfortable clicking on your affiliate links and making purchases.

Encourages Engagement

Quality content gets people talking. When readers find your content interesting or helpful, they are more likely to comment, share, or ask questions. This engagement creates a community around your content and keeps your audience coming back for more. For instance, a blog post that encourages readers to share their experiences can spark discussions that lead to more people exploring your recommendations.

Improves SEO

Quality content is essential for search engine optimization (SEO). When your content is well-written and informative, search engines like Google are more likely to rank it higher in search results. Higher visibility means more people will see your content, which can lead to more clicks on your affiliate links. Imagine someone searching for “best Forex trading platforms.” If your high-quality blog post ranks on the first page of Google, it can attract many new visitors.

Increases Time on Page

Engaging content keeps readers on your page longer. When visitors spend more time reading your articles, they are more likely to explore your site and check out your affiliate offers. For example, a comprehensive guide on “How to Start Trading in Forex” can hold the reader’s interest and lead them to click on related affiliate links for trading courses or tools.

Nurtures Leads

Quality content can nurture your audience through the buying process. For example, if you have a series of well-crafted articles about Forex trading strategies, readers may start as curious beginners and gradually become confident enough to make purchases through your affiliate links. This nurturing process helps convert casual visitors into loyal customers.

Provides Value-Added Recommendations

When your content is focused on helping the reader, your affiliate links feel like natural recommendations rather than sales pitches. If you share a personal story about how a specific trading tool improved your results, it is more likely to resonate with your audience and encourage them to click the link and make a purchase.

Examples of Quality Content in Action

- **In-Depth Product Reviews:** A thorough review of a trading platform that covers its features, benefits, and potential drawbacks can help readers make informed decisions. Including screenshots, video tutorials, or personal experiences can make the content more relatable.

Owen.

- **How-To Guides:** A step-by-step guide on setting up a trading account or understanding market trends can provide immense value. These guides can include affiliate links to recommended platforms or tools, making it easy for readers to take action.
- **Case Studies:** Sharing real-life success stories of people using specific products can demonstrate the effectiveness of your recommendations. This adds authenticity and can persuade readers to make a purchase.

Quality content is a cornerstone of successful affiliate marketing. It builds trust, encourages engagement, improves search visibility, increases time spent on your site, nurtures leads, and offers valuable recommendations. You can significantly boost your affiliate conversions and create a loyal community around your brand by focusing on creating high-quality content that resonates with your audience.

Effective Social Media Marketing

In today's online world, social media is a must-have for affiliate marketers who want to reach more people and connect with their audience. With billions of users on platforms like Facebook, Instagram, Twitter, and LinkedIn, social media gives you great chances to find new customers, promote products, and build loyalty for your brand.



Owen.

But using social media well is not just about posting content. It needs a smart plan that includes knowing who your audience is, creating messages that grab their attention, and using the right platforms to reach your goals. When you use social media effectively, you can drive more visitors to your affiliate links, create a sense of community, and ultimately boost your sales.

In this chapter, we will look at different strategies and best practices for effective social media marketing. We will discuss how to choose the right platforms, make engaging content, build a loyal audience, and measure your success. By the end of this chapter, you will understand how to use the power of social media to improve your affiliate marketing efforts. Let's get started!

Overview Of Social Media Platforms Suitable For Forex Marketing

Social media is a powerful tool for marketing, especially for promoting Forex trading. With millions of people active on different platforms, Forex affiliate marketers can use social media to find new clients, share helpful content, and build a community. Here is an easy guide to the best social media platforms for Forex marketing.

Facebook

Facebook is one of the biggest social media platforms in the world, making it great for reaching a lot of people interested in Forex trading.

Why use it?

-
- Reach a Large Audience: With billions of users, you can connect with many different people.
-
- Targeted Ads: Facebook lets you target specific groups of people based on their interests or location.
-
- Build a Community: You can create groups where people can talk about Forex trading, share tips, and learn together.

Tips for using Facebook

-
- Post helpful content like articles, videos, and infographics about Forex trading.
-
- Use Facebook Live to host live Q&A sessions or webinars.
-
- Respond quickly to comments and messages to engage with your followers.

Instagram

Instagram is a platform for sharing photos and videos, making it a good choice for visually showing Forex-related content.

Why use it?

- Visual Content: Share eye-catching images and videos that explain trading concepts in a simple way.
 - Influencers: You can work with finance influencers to help promote your content to a bigger audience.
 - Engagement Tools: Use Instagram Stories and polls to interact with your followers.
-

Tips for using Instagram

- Regularly post updates on market trends using simple and attractive graphics.
 - Share success stories or testimonials from traders who have used your Forex strategies.
 - Use hashtags like #ForexTrading to get more visibility.
-

Twitter

Twitter is known for quick, real-time updates, making it perfect for sharing Forex news and tips.

Why use it?

- Real-Time Updates: Share quick market updates or breaking news that affects currency prices.
 - Networking: Connect with other Forex traders and experts to expand your reach.
 - Hashtags: Use tags like #Forex to join conversations about trading.
-

Tips for using Twitter

- Tweet regularly about market insights or quick trading tips.
 - Retweet valuable content from other traders or financial experts.
 - Start conversations by asking questions or encouraging discussions.
-

LinkedIn

LinkedIn is a professional networking platform that's great for connecting with serious traders and finance professionals.

Owen.

Why use it?

- Professional Audience: Reach people who are interested in finance and investments.
-
- Share Content: Post articles or updates on Forex trading and market analysis.
-
- Networking: Build connections with finance professionals who may be potential clients or partners.

Tips for using LinkedIn

- Share detailed articles or reports on Forex trading strategies.
-
- Join groups related to finance and trading to grow your network.
-
- Use LinkedIn's publishing tool to build your reputation as an expert in Forex trading.

YouTube

YouTube is the biggest video-sharing platform, and it is great for creating educational videos about Forex trading.

Why use it?

- Educational Videos: Post tutorials, webinars, and market analysis videos to help people learn about Forex trading.
-
- Engagement: Viewers can comment on your videos, giving you a chance to interact directly with them.
-
- Make Money: Once your channel grows, you can earn money through ads or sponsorships.

Tips for using YouTube

- Post videos regularly to keep your audience engaged.
-
- Use visuals and simple language to explain complicated topics.
-
- Ask viewers to subscribe so they don't miss out on future content.

Choosing the right social media platforms for Forex marketing is key to reaching your target audience. Each platform offers unique ways to connect with people. You can grow your online presence and attract more clients to your Forex services by sharing interesting content, using targeted ads, and building a community.

Strategies For Building An Audience And Engaging Followers

To successfully market Forex trading on social media, it is important to grow your audience and keep them interested. An active audience is more likely to share your content and become paying customers. Here is how you can build your audience and engage with them in an easy way.

Understand Who You Want to Reach

Before you start posting, know exactly who you want to talk to. Understanding your target audience helps you create content that connects with them. Think about these things:

Who Are They?: What age, gender, or interests do they have? Where do they live?

What Are Their Problems?: What issues are they facing in Forex trading, and how can your content help them?

What Do They Like?: Do they prefer watching videos, reading articles, or looking at pictures? Which social media platforms do they use?

Make Content That Helps

Your content needs to be useful to your audience. High-quality content that gives value will help attract and keep followers. Here are some ideas:

-
- **Teach Them:** Share tips, how-to guides, and market news to help your audience get better at Forex trading.
-
- **Use Visuals:** Add pictures, infographics, and videos to make your posts easy to understand and interesting to look at.
-
- **Share Updates:** Post timely updates on market trends and news that affect Forex trading.

Be Consistent

Consistency is key to building a loyal audience. Your followers should know when to expect new content from you. Here is how to stay consistent:

-
- **Plan Ahead:** Use a content calendar to plan your posts in advance. This will help you cover different topics and stay on schedule.
-
- **Use the Same Style:** Keep your tone and style consistent so your audience can easily recognize your brand.

Interact with Your Followers

Engaging with your audience is important for building strong relationships. Here are some simple ways to interact:

-
- **Reply to Comments:** Respond to comments on your posts to show your followers that you care about what they say.
-
- **Ask Questions:** Start a conversation by asking questions like, “What’s your best Forex trading tip?”
-
- **Go Live:** Use live streaming features on Facebook or Instagram to hold Q&A sessions or webinars where your followers can ask questions directly.

Use Hashtags

Hashtags help new people find your posts. They make your content easier to discover. Here is how to use them:

-
- **Find Popular Hashtags:** Use popular Forex-related hashtags like #ForexTrading or #ForexTips to reach more people.
-
- **Create Your Own Hashtag:** Make a unique hashtag for your brand that your followers can use when sharing your content.

Work with Influencers

Partnering with influencers who already have a big audience can help you reach more people. Influencers have built trust with their followers, which can benefit you. Here is how to collaborate:

-
- **Find the Right Influencers:** Look for influencers who have followers similar to your target audience.
-
- **Make Content Together:** Work on joint projects like webinars, videos, or guest blogs that can provide useful information to both audiences.

Check How You are Doing

It is important to see if your social media strategy is working. Use tools like Facebook Insights or Instagram Analytics to measure your performance. Look at:

-
- **Engagement:** How many likes, comments, and shares are your posts getting?
-
- **Follower Growth:** Are you gaining new followers steadily?

- **Content Success:** Which types of content get the most engagement? Use that information to improve future posts.

Building and engaging an audience on social media doesn't have to be complicated. Focus on understanding your audience, creating helpful content, being consistent, engaging with followers, using hashtags, working with influencers, and checking your performance. By doing these things, you will create a community that not only enjoys your content but also turns into customers.

Social Media Posting Schedule Template

Creating a social media posting schedule is essential for effective Forex marketing. A well-organized schedule helps you maintain consistency, ensures that you cover various topics, and allows you to engage with your audience regularly. Do you want to develop an effective social media posting schedule? Follow closely, I will give you a template you can adapt to your needs.

Why Use a Posting Schedule?

Using a posting schedule is important because it helps you stay consistent, which keeps your audience engaged and builds trust over time. It also allows you to plan a variety of content, so you can cover all key topics in Forex trading. By planning ahead, you will save time and avoid the stress of creating content last-minute. Also, a schedule helps you track the performance of your posts, making it easier to adjust your strategies based on what works best.

Components of a Social Media Posting Schedule

To create an effective social media posting schedule, include the date and time for each post, considering your audience's time zone and peak activity. Indicate the platform where the post will be shared, such as Facebook, Instagram, or Twitter. Identify the type of content, whether it is a blog post, video, infographic, or live session, and write a brief description or title of what the post will cover. Draft the main text or caption, and make note of any visuals or links that will accompany the post. Plan how you will engage with your audience, such as by responding to comments or asking questions, and track performance metrics like likes, shares, and reach to measure the success of each post.

Social Media Posting Schedule Template

Content-Type	Blog Post	Infographic	Quick Tip	Video
Date & Time	2024-10-01 10 AM	2024-10-03 2 PM	2024-10-05 12 PM	2024-10-07 6 PM
Platform	Facebook	Instagram	Twitter	YouTube
Topic/Title	Understanding Forex Basics	Top 5 Trading Strategies	Daily Trading Tip	Market Analysis Live
Post Copy	"Learn the fundamentals of Forex trading in our latest blog!"	"Check out these top strategies for successful trading!"	"Tip of the day: Always use stop-loss orders!"	"Join us live as we analyze this week's market trends!"
Visuals/Links	Link to blog + image	Infographic image	N/A	Link to live stream
Engagement Strategy	Respond to comments within 24 hrs	Ask followers for their favorite strategy	Retweet responses and engage	Encourage viewers to ask questions during the stream
Performance Metrics	Likes, Shares, Comments	Likes, Shares	Retweets, Likes	View count, Comments


This table provides a simple plan for scheduling social media posts for Forex marketing. It shows what type of content to post, where to post it, and other important details about each post you want to make.

- **Content Type:** This shows the kind of content you are sharing, like blog posts, infographics, tips, or videos. Each type helps engage your audience in different ways.
- **Date & Time:** This tells you when to post. Timing is important to make sure more people see and interact with your post.
- **Platform:** This shows which social media site (like Facebook, Instagram, Twitter, or YouTube) the post will appear on. Different platforms have different audiences, so you should adjust your content for each one.
- **Topic/Title:** This gives a short description or title for the post, so you know what the content is about.
- **Post Copy:** This is the text or caption that goes with the post. It should be interesting and relevant to your audience.
- **Visuals/Links:** This shows any images, videos, or links that will be part of the post. Using visuals can help get more engagement.
- **Engagement Strategy:** This explains how you will interact with your audience after the post goes live, like responding to comments or questions. This helps build relationships and keeps people interested.

- **Performance Metrics:** This tracks important numbers like likes, shares, comments, and views. Checking these numbers helps you see how well your posts are doing and what to improve in the future.

As a Forex marketer, this table will help you stay organized and post consistently on social media. You can improve your online presence and get more people to click on your affiliate links by planning and tracking results.

Growth In Followers Vs. Engagement Rates Over Time



Growth in Followers

Understanding how to grow your followers is important for successful social media marketing, especially in the Forex niche. Follower growth means more people are following your social media accounts, which shows that your content is attracting new audiences. When your follower count goes up, it can help increase your brand's visibility and credibility. This means more people will see your posts, which can lead to more traffic to your affiliate links.

Owen.

To grow your followers, focus on sharing quality content that resonates with your target audience. Make sure to post regularly and offer valuable information. You can also run promotions or giveaways to encourage users to follow your account. Another effective strategy is to collaborate with influencers or other brands, allowing you to reach their audiences as well.

Engagement Rates

Engagement rates measure how actively your followers interact with your content. This includes likes, comments, shares, and other actions. High engagement shows that your audience finds your posts interesting and relevant. It is important because higher engagement can improve your visibility on social media, making it easier for more people to see your content.

To calculate your engagement rate, divide the total interactions (likes, comments, shares) by the total number of followers, then multiply by 100 to get a percentage.

$$\text{Engagement Rate} = \frac{(\text{total interactions}) \times 100}{\text{number of followers}}$$

While both growing followers and maintaining engagement are important, they don't always happen together. For example, you can gain many followers but not see increased engagement if those followers aren't genuinely interested in your content. To keep your engagement rates high, continue producing relevant content that meets the needs and interests of your audience.

Strategies to Improve Both Metrics

To effectively grow both followers and engagement, consider these strategies. First, stick to a consistent posting schedule, sharing content at times when your audience is most active. Use interactive content like polls and questions to encourage followers to engage with your posts. Regularly check your analytics to see which types of posts get the most interaction, and adjust your content strategy based on that information.

Gaining followers is important for reaching more people in Forex marketing, but keeping high engagement rates is key to building a loyal community. By focusing on quality content and understanding the relationship between these metrics, you can enhance both follower growth and engagement over time. This balanced approach will help you succeed in your social media marketing efforts.

Case Studies On Successful Social Media Campaigns In Forex

Social media has changed how Forex marketers connect with their audience, making it easier to share valuable insights, engage with traders, and promote affiliate links. Here are some interesting examples of successful social media campaigns in the Forex industry that can inspire your own marketing efforts.

Case Study 1: Trader's Edge on Instagram

Overview: Trader's Edge is a Forex education platform that used Instagram to build a community of new traders. They focused on making content that was easy to understand and visually appealing.

Strategy: Trader's Edge created infographics and short videos that explained trading strategies and market analysis in simple terms. They encouraged follower participation by using polls and questions in their Instagram Stories. Additionally, they partnered with popular Forex influencers to host live sessions, which helped them reach new audiences.

Results: In just six months, Trader's Edge grew its follower count by 150%. Their engagement rates improved significantly, with posts getting an average of over 500 likes and many comments. They also saw a 30% increase in sign-ups for their trading courses directly from their social media efforts.

Case Study 2: Forex Guru on Facebook

Overview: Forex Guru, a well-known trading community, used Facebook to create an active group where traders could share tips and strategies.

Strategy: They set up a private Facebook group where members could discuss trades and ask questions. Forex Guru also hosted weekly webinars on market trends and trading techniques, providing valuable information. They shared daily market updates and analysis posts, encouraging group discussions.

Results: The Facebook group grew from 1,000 to over 10,000 members in just one year. Engagement levels skyrocketed, with members actively participating in discussions and sharing their experiences. Many members reported that their trading performance improved because of the knowledge and support shared in the group.

Case Study 3: FX Mastery on Twitter

Overview: FX Mastery used Twitter to provide real-time market updates and connect with traders.

Strategy: They tweeted timely market news and analysis, helping followers make informed trading decisions. FX Mastery also asked questions to engage their followers, creating conversations about their trading experiences. They introduced unique hashtags like #FXMasteryTips to categorize content and encourage users to share their own tips.

Owen.

Results: FX Mastery's follower count grew by 200% in just six months. Their tweets had high engagement rates, with many posts getting hundreds of retweets and likes. The brand became known as a reliable source for Forex news on Twitter, which led to increased traffic to their website.

Case Study 4: YouTube Trading Academy

Overview: YouTube Trading Academy focused on creating educational videos for beginner traders who wanted to learn about the Forex market.

Strategy: They launched a series of videos covering everything from basic trading concepts to advanced strategies. Viewers were encouraged to comment with questions or suggest topics for future videos. Each video included calls-to-action (CTAs) prompting viewers to subscribe for updates or visit their website for more resources.


Results: The channel gained over 50,000 subscribers in its first year. Each video received thousands of views each week, significantly increasing the brand's visibility. Many viewers reported that they improved their trading skills after watching the educational content.

These case studies show how powerful social media can be in building an engaged audience in the Forex community. Using strategies like eye-catching visuals, community building, real-time updates, and educational content, helped these brands to successfully connect with traders and improve their marketing efforts.

As you create your social media campaigns in the Forex niche, consider these examples for inspiration. Tailoring your approach to what your audience finds appealing will help you achieve significant growth in both followers and engagement rates.

Community Building And Engagement

In Forex trading, building a community and engaging with your audience are crucial for success. As an affiliate marketer, creating a strong community around your brand not only boosts your credibility but also provides a space where traders can share tips, ask questions, and learn from each other.



Owen.

This chapter will discuss why having a lively community is important and share effective ways to connect with your audience. When your followers feel like they belong, they are more likely to trust you, engage with your content, and use your affiliate links.

We will look at different methods to build this community, including using social media platforms and organizing events or discussions that encourage participation. By the end of this chapter, you will have practical strategies to strengthen your community and improve engagement, which will help you succeed in your Forex affiliate marketing efforts.

Importance Of Community In Affiliate Marketing

Building a community is key to success in affiliate marketing, especially in Forex. A strong community boosts your brand's trust and loyalty. Here is why creating a community is so important in affiliate marketing:

Trust and Credibility

When people feel connected to a community, they trust it more. Followers are more likely to take your recommendations and use your affiliate links if they feel like they're part of a group rather than just seeing ads. This trust can make a big difference.

Engagement and Interaction

A strong community gets people talking and sharing. They ask questions, give feedback, and share their experiences. This back-and-forth helps you understand what your audience needs, so you can create content and promotions that speak to them. When followers are engaged, they're also more likely to share your content with others.

Support and Learning

Forex trading can be tough, especially for beginners. A supportive community allows traders to learn from each other, share strategies, and discuss trends. This makes learning easier and helps traders grow their skills together.

Increased Loyalty

When people feel like they belong to a community, they stick around. Loyal followers will keep engaging with your content and are more likely to use your affiliate links, leading to better conversions and long-term success.

Feedback and Improvement

Your community gives you direct access to feedback. They can tell you what content they like or what products they find useful. This helps you improve your marketing and give your audience what they actually want.

Networking Opportunities

A vibrant community can also connect you with other traders, influencers, and experts. These connections can lead to partnerships, collaborations, or even mentorship, all of which can help your affiliate marketing efforts grow.

Building a community is essential for creating trust, boosting engagement, offering support, building loyalty, gathering feedback, and making connections. When you focus on community building, you create a better affiliate marketing strategy that helps both you and your audience succeed.

Strategies For Creating Forums And Private Groups

Creating forums and private groups is a great way to build a strong community for your Forex affiliate marketing. These groups allow traders to connect, share ideas, and help each other out. Here is how to successfully set up and manage forums or private groups in simple terms:

Pick the Right Platform

Choose a platform that fits your goals. Here are some options:

- Facebook Groups: Easy to set up, and members can interact through posts, comments, and live chats.
- Discord: Popular among traders for real-time chats, voice channels, and community-building features.
- Reddit: You can create a Forex-focused subreddit where people can discuss and share content.
- Dedicated Forums: If you want full control, you can create your own forum on your website using tools like phpBB or vBulletin.

Set Clear Goals

Before starting, decide what you want your group to achieve. Do you want to:

- Teach new traders?
- Share trading tips and strategies?
- Offer support for traders facing challenges?

Clear goals will help guide the content and discussions in your group.

Owen.

Create Rules for the Group

To keep things positive and organized, set up rules for how members should behave. Make sure to include:

-
- Respectful Communication: Encourage members to be kind and respectful to each other.
-
- Relevant Content: Make sure posts stay on-topic, like trading tips or market news, and stop spam or unrelated posts.
-
- Privacy: Remind members to avoid sharing personal or sensitive information.

Get Members Involved

To keep your group active, encourage people to participate by:

-
- Posting questions or topics to start discussions (e.g., “What’s your favorite trading strategy?”).
-
- Organizing weekly challenges where members can share their trading results.
-
- Using polls to find out what topics interest your members the most.

You can also recognize active members to motivate others to get involved.

Share Useful Content

Regularly post content that is helpful to your group, such as:

-
- Articles or videos explaining Forex trading.
-
- Market updates that point out trends or opportunities.
-
- Expert Q&A sessions where experienced traders answer questions.

This kind of content keeps members interested and encourages them to stay active.

Build Connections Between Members

Help members connect by:

-
- Hosting online meetups or webinars where they can interact live.
-
- Creating sub-groups focused on specific trading topics (e.g., day trading, swing trading).
-
- Sharing success stories to inspire other members.

This makes the community feel closer and more supportive.

Monitor and Moderate

As your group grows, it is important to keep an eye on discussions and manage content. You can assign moderators to:

-
- Enforce rules and keep conversations on track.
 - Answer questions and help guide discussions.
-

This will help keep the environment positive and helpful.

Ask for Feedback

Get feedback from your group members about their experience. You can use surveys or just ask for suggestions directly. Knowing what members like or what could be improved helps you make the group better over time.

Creating forums and private groups is a powerful way to build a community around your Forex affiliate marketing. You can create a supportive, engaged community that helps each other grow by choosing the right platform, setting clear goals, creating rules, encouraging participation, sharing useful content, helping members connect, moderating discussions, and gathering feedback. This not only strengthens the group but also builds loyalty to your brand.

Community Engagement Metrics (Active Users, Posts Per Day)

Keeping track of how engaged your community is can help you understand how well your Forex affiliate marketing efforts are working. By looking at certain numbers, you can see how active your community is and make better decisions to improve it. Two important things to watch are active users and posts per day.

Active Users

Active Users are the individuals who interact with your community over a given period, and they can be measured in two key ways. Daily Active Users (DAU) represent the number of unique users engaging each day, while Monthly Active Users (MAU) track the total number of users interacting over the course of a month.

Why does this matter? Having a high number of active users shows that your community is vibrant and offers value. It also provides insights into user retention. If people stay engaged, your strategies are likely working, but a decline in active users might indicate the need for improvements in content or engagement tactics.

How to Increase Active Users

To boost active users, regular content should be posted to keep people interested and coming back. You can also add interactive features like polls, quizzes, or challenges to make the community more dynamic. One more thing, hosting events such as webinars or live Q&A sessions can encourage greater participation and interaction within the community.

Posts Per Day

Posts Per Day means the total number of posts shared in your community each day, including questions, discussions, tips, and helpful resources.

The number of daily posts is important because when more posts are made, it shows that members are actively joining in and sharing their ideas. By keeping track of the types of posts, you can see what content your audience likes most, which can help you create better content in the future.

How to Encourage More Posts

To get more people involved, start conversations by asking interesting questions or sharing the latest news about the market. You can also encourage participation by giving shout-outs or small rewards to those who post the most. Creating theme days like “Tip Tuesday” or “Market Update Friday” can motivate regular posting and keep members excited to join in.

Tracking both active users and posts per day will help you understand how engaged your Forex affiliate marketing community is. Looking at these numbers helps you spot trends, learn what your members like, and find ways to increase participation. A lively and active community builds loyalty and improves your overall marketing success.

User Growth In Community Platforms Over Time

Keeping an eye on how many users join your community is important for understanding how well your Forex affiliate marketing is doing. As your community grows, you will likely see more engagement, knowledge sharing, and increased use of your affiliate links. Here is a simple guide on how to track and understand user growth over time.

What is User Growth?

User growth is all about how many new members join your community over a certain time period. This can help you see how well you are attracting new people and keeping existing ones.

-
- **New Members:** Keep track of how many new members join your community each week or month.

-
- **Churn Rate:** This measures how many members leave your community. A high churn rate could mean there are issues you need to fix.

Key Metrics for Tracking User Growth

To effectively track user growth, focus on these important numbers:

-
- **Total Members:** Record the total number of members in your community. This gives you a starting point to measure growth.
-
- **Growth Rate:** Calculate the growth rate by comparing the number of new members to the total number at the start of the period.

Growth Rate Formula:

$$\text{Growth Rate} = \text{Follower growth rate} = (\text{followers gained} / \text{base follower number}) \times 100$$

Engagement Levels: Check how active the new members are. Are they joining discussions or sharing content?

Analyzing Growth Trends

Regularly look at user growth trends to find patterns:

-
- **Seasonal Trends:** Some communities may see more members during certain times, like market events or promotions.
-
- **Content Impact:** Look at whether certain content or campaigns lead to more new members. For example, did a popular webinar bring in a lot of new sign-ups?

Strategies to Boost User Growth

To help your community grow, try these strategies:

-
- **Promote Your Community:** Use social media, email newsletters, and your website to spread the word and encourage people to join.
-
- **Offer Incentives:** Consider giving new members special perks, like exclusive content, discounts, or chances to win prizes.
-
- **Engage New Members:** Personally welcome new members and encourage them to introduce themselves. This helps create a friendly atmosphere.

Keeping Members Engaged

Attracting new members is great, but keeping them is just as important. Here are some ways to retain members:

-
- Regular Content Updates: Keep your content fresh and relevant to keep members interested.
-
- Feedback Loops: Ask members for feedback about what they like and what could be better.
-
- Community Events: Host regular events like Q&A sessions or webinars to encourage ongoing participation.

Monitoring user growth in community platforms is essential for measuring the success of your Forex affiliate marketing efforts. By tracking numbers like total members, growth rates, and engagement levels, you can learn a lot about how your community is doing. Using effective strategies to attract and keep members will help create a lively environment where traders can learn from and support each other.

Benefits Of Community Support On Trader Success

Community support is essential for the success of Forex traders. Being part of a trading community offers several advantages that can greatly improve the trading experience. Let me give you a clear overview of how community support contributes to trader success, with relatable examples.

Knowledge Sharing

One of the biggest benefits of joining a trading community is the chance to share knowledge. Traders can exchange insights, strategies, and experiences, which helps them navigate the complexities of the Forex market.

Example: Lisa, a beginner trader, joins a Forex trading forum. She learns about various trading strategies from experienced members, such as swing trading and scalping. By applying these strategies, Lisa gains confidence and improves her trading skills much faster than she could alone.

Emotional Support

Trading can be an emotional journey filled with ups and downs that affect decision-making. A supportive community provides emotional backing during challenging times, helping traders stay focused and motivated.

Example: John, an intermediate trader, faces a series of losses that make him doubt his abilities. In his trading group, he finds others who have gone through similar challenges. Their encouragement and shared experiences help him regain his confidence and approach the market with a fresh mindset.

Accountability

Being part of a community creates a sense of accountability among traders. When individuals share their goals and progress, they are more likely to stick to their trading plans.

Example: Sarah sets a goal to practice risk management by limiting her trades to a specific percentage of her account balance. By sharing this goal in her trading group, she feels accountable to her peers. Regular check-ins keep her focused on her objectives and help her develop disciplined trading habits.

Access to Resources

Communities often provide access to valuable resources like educational materials, market analysis, and expert insights. This information can be crucial for helping traders make informed decisions.

Example: In a private Facebook group for Forex trading, members regularly share links to webinars, articles, and tools that improve their understanding of market trends. Mike discovers a webinar on technical analysis shared by another member, attends it, and learns new techniques he applies to his trades.

Networking Opportunities

A strong community creates networking opportunities among traders, allowing them to connect with like-minded individuals and industry professionals. These connections can lead to collaborations or mentorship opportunities that enhance trading skills.

Example: Emily attends a local Forex meetup organized by her online trading community. There, she meets an experienced trader who offers to mentor her one-on-one. Through this mentorship, Emily learns advanced strategies and market analysis techniques that speed up her learning.

Real-Time Feedback

In a community setting, traders can receive immediate feedback on their trades and strategies from peers or mentors. This input helps them refine their approaches and avoid common mistakes.

Example: During a live trading session in an online forum, Tom shares his trade setup for feedback before executing it. Other members provide constructive criticism and suggest adjustments based on their experiences. This feedback helps Tom avoid potential losses and boosts his confidence for future trades.

Celebrating Success Together

Communities provide a space to celebrate successes, both big and small. Recognizing achievements fosters positivity and motivation among members.

Example: After successfully completing a profitable trade, Alex shares his results in the community forum. Fellow members congratulate him and share their own successes. This celebration not only boosts Alex's confidence but also inspires others to strive for their goals.

Community support is a valuable asset for Forex traders aiming for success in the competitive trading landscape. Through knowledge sharing, emotional support, accountability, access to resources, networking opportunities, real-time feedback, and celebrating achievements together, traders can significantly improve their skills and confidence. Actively participating in a supportive community helps traders enhance their chances of success and build lasting relationships that will enrich their trading journey.

Tracking Performance And Optimization

In the busy world of Forex trading, keeping track of your progress is very important for achieving long-term success. As an affiliate marketer, knowing how to measure your efforts helps you see what works and what doesn't, so you can improve your strategies for better results. This chapter will explain why tracking your performance matters, which key metrics to focus on, and simple ways to improve your trading activities.



Owen.

Effective performance tracking means looking closely at different parts of your trading and marketing work, like how many people make purchases, how involved your audience is, and how much profit you are making overall. By using data and insights, you can make smart choices that enhance your trading strategies and boost your affiliate marketing success.

Improving your performance goes hand in hand with tracking. After you collect data, the next step is to make changes based on what you learn. This ongoing process helps you adapt to market trends, refine your approach, and ultimately get the best returns on your investments.

Throughout this chapter, we will cover important topics such as the metrics you should keep an eye on, tools to help you track your performance, and best practices for improving your strategies. By the end of this chapter, you will have the knowledge and tools needed to effectively track your performance and enhance your Forex affiliate marketing efforts.

Key Performance Indicators (KPIs) For Affiliate Marketing Success

In affiliate marketing, especially in industries like Forex, it is important to track Key Performance Indicators (KPIs) to see how well your marketing efforts are working. KPIs help you understand what's going well and what needs improvement. Let me guide you through some things you should know about KPIs

Conversion Rate

The conversion rate tells you the percentage of people who visit your site and take an action you want, like buying something through your affiliate link or signing up for a service.

A higher conversion rate means your marketing is doing a good job of convincing visitors to take action. It shows that the people visiting your site are interested in what you are promoting.

Here is how to calculate conversion rate:

$$\text{Conversion Rate} = \frac{(\text{Total number of conversions}) \times 100}{\text{Total number of sessions}}$$

Click-Through Rate (CTR)

CTR measures how often people click on your affiliate links compared to how many times those links are shown.

A high CTR shows that your content is interesting to your audience, and your call to action is working.

How to calculate CTR:

$$\text{CTR} = \text{clicks} \div \text{impressions}$$

Return on Investment (ROI)

ROI shows how much profit you are making from your marketing efforts compared to how much you've spent.

It helps you know if you are making more money than you are spending on your marketing. A positive ROI means you are earning more than you are investing.

How to calculate it:

$$\text{Net Profit} = \text{Total Revenue} - \text{Total Costs}$$

Average Order Value (AOV)

AOV is the average amount of money customers spend when they buy something through your affiliate link.

A higher AOV means you are earning more per transaction, which boosts your earnings without needing more traffic.

How to calculate it AOV:

$$\text{AOV} = \frac{\text{revenue}}{\text{total number of orders}}$$

Customer Lifetime Value (CLV)

CLV is an estimate of how much money a customer will spend with a brand over the entire time they're a customer.

Knowing CLV helps you figure out how much you can afford to spend to attract new customers while still making a profit. It also highlights the importance of keeping customers coming back.

Traffic Sources

Traffic sources tell you where your visitors are coming from—whether it is from Google searches, social media, emails, or paid ads.

Understanding where your traffic comes from helps you focus on the channels that bring in the most valuable visitors.

Engagement Metrics

Engagement metrics track how people interact with your content, like how many likes, shares, comments, or how much time they spend on your page.

High engagement shows that your content is connecting with your audience, which often leads to more conversions.

Tracking these KPIs helps you measure how well your affiliate marketing is working. You can get clear insights into your performance by focusing on important metrics like conversion

Owen.

rate, CTR, ROI, AOV, CLV, traffic sources, and engagement. This data will help you adjust your strategies to get even better results.

Tools For Tracking Performance (Google Analytics, Affiliate Dashboards)

Tracking how well your Forex affiliate marketing is doing is very important. Using the right tools can help you understand how users behave, where your traffic comes from, and how effective your efforts are. Let's look at two main tools: Google Analytics and Affiliate Dashboards.

Google Analytics

Google Analytics is a useful tool that helps you see how many people visit your website and what they do there. It gives you important information to improve your marketing.

Key Features of Google Analytics Tools

Traffic Analysis

You can see how many visitors come to your site, where they come from (like social media or search engines), and which pages they visit.

User Behavior Tracking

This helps you understand how users interact with your content, such as how long they stay on pages and if they leave quickly. This tells you what content your audience likes.

Goal Tracking

You can set specific goals (like clicks on affiliate links) to see how well your site meets these goals.

Demographic Insights

This will help you learn about your audience's age, gender, and location to tailor your content better.

Benefits of Using Google Analytics Tools

- **Data-Driven Decisions:** With detailed information, you can make smart choices about where to focus your marketing efforts.
 - **Identify High-Performing Content:** Knowing which pages attract the most visitors or conversions helps you repeat successful strategies.
 - **Optimize Marketing Campaigns:** By looking at where traffic comes from, you can find out which channels work best and use resources wisely.
-

Affiliate Dashboards

Most affiliate programs have their own dashboards that show performance metrics related to your affiliate activities. These dashboards usually provide insights into clicks, conversions, commissions earned, and more.

Key Features of Affiliate Dashboards

Real-Time Data

You can see updates on clicks and conversions as they happen.

Performance Metrics

Track important numbers like conversion rates and earnings per click (EPC) to evaluate how well different affiliate links or campaigns are doing.

Payment Tracking

Easily check your earnings and payment status through the dashboard.

Campaign Management

Some dashboards let you create and manage multiple campaigns, showing which ones perform best.

Benefits of Affiliate Dashboards

- **Focused Insights:** Affiliate dashboards give you metrics that matter most for your affiliate marketing efforts.
 - **Enhanced Reporting:** Many dashboards allow you to create custom reports to analyze data over time or compare different campaigns.
 - **Informed Strategy Adjustments:** By knowing which products or promotions work best, you can change your strategies for better results.
-

Owen.

Using tools like Google Analytics and affiliate dashboards is essential for tracking performance in Forex affiliate marketing. Google Analytics offers detailed insights into website traffic and user behavior, while affiliate dashboards provide specific metrics for your affiliate activities. Using these tools effectively will help you make informed decisions that improve your marketing strategies and overall performance.

KPI Tracking Sheet Examples

KPI Tracking Sheet Example (Social Media)

METRIC	Total Visitors	Conversions	Conversion Rate (%)	Click-Through Rate (CTR)	Average Order Value (AOV)	Return on Investment (ROI)
2024-09-01	500	25	5.0	2.5%	\$200	150%
2024-09-02	600	30	5.0	3.0%	\$210	160%
2024-09-03	550	28	5.1	2.8%	\$190	140%
2024-09-04	650	32	4.9	3.2%	\$220	155%
2024-09-05	700	35	5.0	3.1%	\$230	165%
2024-09-06	800	40	5.0	3.5%	\$240	170%
2024-09-07	750	38	5.1	3.3%	\$250	175%
Total/Average	4,600	228	5.0	3.1%	\$220	164%

This table provides an overview of key performance metrics for general social media Forex affiliate marketing campaigns over a week. It highlights important data points such as visitor traffic, conversions, and engagement levels, giving marketers a clear picture of their campaign’s effectiveness.

Each row in the table represents daily performance, allowing for a simple comparison of how key factors change from day to day. This helps marketers assess which strategies are working and which might need improvement.

By regularly reviewing the data in this table, Forex affiliate marketers can make informed decisions to optimize their campaigns and improve overall results.

KPI Tracking Sheet Example (Email Campaigns)

The following KPI tracking table provides a focused overview of performance metrics for email campaigns related to Forex affiliate marketing over a week. This table will help you assess the effectiveness of your email marketing efforts in driving traffic, conversions, and engagement.

The table explains key performance metrics for email campaigns over a week, helping you track daily activity and results. It covers important data points like the number of emails sent, how many people opened them, and how many clicked on links within the email.

Each column provides specific information, such as the percentage of emails opened (Open Rate), the percentage of clicks from those opened emails (Click-Through Rate), and the

number of conversions from those clicks. It also tracks details like unsubscribes and how profitable the campaign was (Return on Investment).

By regularly updating this table, you can analyze the effectiveness of your email campaigns, identify trends, and make data-driven adjustments to improve engagement and conversion rates.

Metric	Total Emails Sent	Open Rate (%)	Click-Through Rate (CTR)	Conversions	Conversion Rate (%)	Unsubscribes
2024-09-01	1,000	25%	5%	20	2%	5
2024-09-02	1,200	30%	6%	25	2.08%	3
2024-09-03	1,500	28%	4.5%	18	1.2%	4
2024-09-04	1,300	27%	5.5%	22	1.69%	6
2024-09-05	1,400	29%	5.8%	30	2.14%	2
2024-09-06	1,600	32%	7%	35	2.19%	1
2024-09-07	1,700	31%	6.5%	28	1.65%	3
Total/Average	8,700	29.14%	5.57%	178	1.78%	24

KPI Tracking Sheet Example (Google Ads)

The following KPI tracking table provides a focused overview of performance metrics for Google Ads campaigns related to Forex affiliate marketing over a week. This table will help you assess the effectiveness of your Google Ads efforts in driving traffic, conversions, and overall engagement.

The table explains key performance metrics for Google Ads campaigns over a week, helping you track daily performance. It shows important details such as how often your ads were displayed (Total Impressions) and how many people clicked on them (Total Clicks).

Each column highlights specific metrics, like the percentage of impressions that turned into clicks (Click-Through Rate), the number of conversions from those clicks, and the average cost per click (CPC). It also measures the overall profitability of the campaign through Return on Investment (ROI).

By regularly updating and reviewing this table, you can see how your ads are performing, spot trends, and adjust your strategies to improve engagement and conversion rates for your Google Ads campaigns.

Metric	Total Impressions	Total Clicks	Click-Through Rate (CTR)	Conversions	Conversion Rate (%)	Cost Per Click (CPC)	Return on Investment (ROI)
2024-09-01	10,000	500	5.0%	25	5.0%	\$1.00	150%
2024-09-02	12,000	600	5.0%	30	5.0%	\$0.90	160%
2024-09-03	11,500	550	4.8%	28	5.1%	\$1.10	140%
2024-09-04	13,000	650	5.0%	32	4.9%	\$1.05	155%
2024-09-05	14,000	700	5.0%	35	5.0%	\$1.20	165%

Owen.

2024-09-06	15,000	750	5.0%	40	5.3%	\$1.15	170%
2024-09-07	16,000	800	5.0%	38	4.8%	\$1.25	175%
Total/ Average	91,500	4,100	5.0%	228	5.0%	\$1.07	158%

The KPI tracking tables for Facebook, email campaigns, and Google Ads offer a simple way to measure how well your marketing is working in Forex affiliate marketing. Each table focuses on important numbers (KPIs) that help you see how much traffic you are getting, how many people are converting, and how engaged they are with your content.

The data from these platforms can help you spot patterns and understand how well your campaigns are performing. For example, the Facebook table shows how many visitors you get, how many convert, and how often people click on your links. The email campaigns table focuses on how many people open your emails and how many unsubscribe, helping you see how interested your audience is. The Google Ads table tracks how often your ads are shown and clicked, and how much you are paying for each click, giving you a clear picture of your ad performance and profit.

These tables are helpful tools for Forex affiliate marketers to keep track of their progress. Regularly updating and reviewing them lets you see what's working and what's not, so you can adjust your strategies to get better results. You can improve your marketing and reach more of your target audience by using insights from these tables.

Conversion Rate Trends Before And After Optimization Efforts

Tracking how conversion rates change is important to see how well your marketing strategies are working, especially in Forex affiliate marketing. By looking at conversion rates before and after making improvements, you can figure out which changes made the most difference. This section will explain how to assess these trends and what they might mean for your marketing efforts.

What is a Conversion Rate?

A conversion rate measures the percentage of people who take a desired action, like clicking on an affiliate link and making a purchase. A higher conversion rate means your marketing is doing a good job of convincing visitors to act.

Looking at Conversion Rates Before Optimization

Before you start improving anything, it is important to know your current conversion rate. Track it over a certain period to see how your marketing is performing.

Collecting Data

Gather information about user activity, traffic sources, and conversions. This helps you spot trends and find areas to improve.

Finding Weak Points

Look for where users drop off in the process. Are they not clicking on links? Are they leaving without buying? Understanding this helps guide your improvements.

Making Improvements to Boost Conversion Rates

Once you've identified problem areas, you can apply different strategies to improve your conversion rates. Some common methods include:

Better Landing Pages

Improve your landing pages by upgrading the content, layout, and call-to-action buttons. Test different versions to see what works best for your audience.

Improving User Experience

Make sure your website is easy to use, mobile-friendly, and fast. A better user experience can lead to more conversions.

Personalizing Content

Customize content and offers based on user behavior. Personalized experiences can result in higher engagement and more conversions.

Optimizing Email Campaigns

Improve your email strategies by targeting different audience segments and creating engaging subject lines and content.

Looking at Conversion Rates After Optimization

Once you've made changes, track conversion rates again to see if they improved.

Comparing Results

Compare the conversion rates after the changes with the rates from before to see if there is any significant improvement.

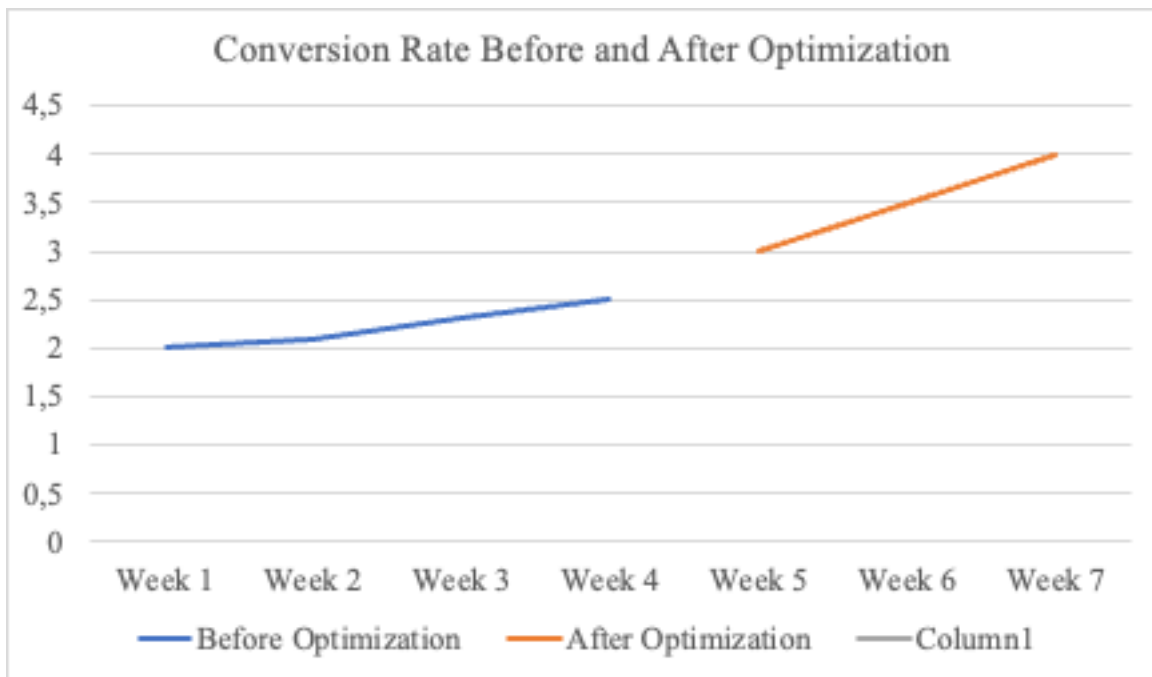
Continuing to Track

Keep tracking conversion rates over time to make sure improvements last and to find new opportunities for further optimization.

Showing Conversion Rate Trends

To make it easier to understand the impact of your changes, consider creating a graph or chart that shows how conversion rates have changed over time.

For example, check the graph sample.



Importance Of A/B Testing And Continuous Improvement

In Forex affiliate marketing, A/B testing and continuous improvement are key strategies to boost performance and increase conversion rates. These methods help marketers make decisions based on real data, making their campaigns more effective. This section explains why A/B testing and ongoing improvements are important in marketing.

What is A/B Testing?

A/B testing, or split testing, is when you compare two versions of a marketing asset—like a landing page, email, or ad—to see which one performs better. You send traffic to both versions and measure important metrics to find out which one gets more conversions or engagement.

Key Parts of A/B Testing

- **Hypothesis:** Start with a clear idea of what change might improve performance (e.g., “Changing the call-to-action button color will increase clicks”).
- **Control and Variation:** The original version is called the control, while the modified version is the variation.
- **Data Collection:** Use analytics tools to track user interactions, conversions, and other important metrics during the test.
- **Statistical Significance:** Make sure the results are statistically significant so you can trust the conclusions.

Benefits of A/B Testing

- **Data-Driven Decisions:** A/B testing provides solid evidence of what works and what doesn't, allowing marketers to make informed choices instead of guessing.
- **Improved Conversion Rates:** By continuously testing and refining different elements of your campaigns, you can significantly increase conversion rates over time.
- **Better User Experience:** Testing helps you understand user preferences, leading to a more personalized and enjoyable experience for your audience.
- **Cost Efficiency:** Optimizing campaigns based on test results can lead to better use of resources and a higher return on investment (ROI).

Continuous Improvement

Continuous improvement means regularly making small changes to enhance products, services, or processes. In Forex affiliate marketing, this involves constantly analyzing performance data, gathering feedback, and making changes to optimize campaigns.

Key Practices for Continuous Improvement

- **Regular Performance Review:** Keep track of key performance indicators (KPIs) like conversion rates, click-through rates (CTR), and engagement metrics to spot areas for improvement.
- **Feedback Loops:** Collect feedback from users through surveys or direct communication to learn about their experiences and preferences.
- **Iterative Testing:** In addition to A/B testing, use iterative testing methods, in which changes are gradually made and evaluated over time.

- Stay Updated on Trends: Keep up with industry trends and best practices to ensure your strategies remain relevant and effective.

Case Studies on A/B Testing Success

Let me give some real-life examples to show how A/B testing can lead to improvements:

Email Campaigns

A Forex affiliate marketer tested two subject lines for an email campaign. Version A was straightforward, while Version B created urgency with “Last Chance!” Version B had a 25% higher open rate, leading to more conversions.

Landing Pages

Another case involved testing two landing page designs for a trading course. The original design was text-heavy, while the variant used more visuals and testimonials. The visual version resulted in a 30% higher conversion rate, highlighting the importance of design in user engagement.

A/B testing and continuous improvement are crucial parts of successful Forex affiliate marketing strategies. These methods can help marketers make informed decisions based on data, optimize their campaigns for better performance, and achieve higher conversion rates. Adopting a culture of continuous improvement ensures that marketing efforts stay effective in a constantly changing market.

Conclusion

As we wrap up this eBook, let's quickly review the key points from each chapter and show you how you can implement these strategies in your Forex affiliate marketing journey.

CHAPTER SUMMARIES

Chapter One: Introduction to Forex Affiliate Marketing

This chapter gave you a basic understanding of Forex affiliate marketing, explaining why it is a great way to make money. Knowing these basics will help you build a strong foundation for your success.

Chapter Two: Choosing the Right Broker or Prop Firm

We talked about how picking a good broker or prop firm is important for your success. Things like regulation, fees, trading platforms, and customer support all matter. When you choose carefully, you can improve your trading experience.

Chapter Three: Different Types of Brokers (ECN, STP, Market Maker)

We explained the three main types of brokers. ECN brokers have low spreads and transparency, STP brokers give direct market access, and Market Maker brokers are good for beginners. Knowing the differences will help you find the right broker for your trading style.

Chapter Four: Key Performance Indicators (KPIs) for Affiliate Marketing Success

In this chapter, we covered important numbers to track like conversion rates, click-through rates, and return on investment (ROI). Keeping an eye on these helps you see how well you are doing and make better decisions.

Chapter Five: Tools for Tracking Performance

We talked about tools like Google Analytics and affiliate dashboards that let you track how your marketing is performing. Using these tools helps you see what's working and what's not, so you can improve your strategies.

Owen.

Chapter Six: Conversion Rate Trends Before and After Optimization

This chapter was about checking how well your marketing is doing by comparing results before and after making changes. Watching these trends helps you figure out what's working and where you need to improve.

Chapter Seven: Importance of A/B Testing and Continuous Improvement

We discussed how A/B testing helps you find out which marketing ideas work best. Continuous improvement means you keep testing and adjusting your strategies so they keep working even as things change.

TAKING ACTION

Now that you've learned these strategies, it is time to put them into action! Success in Forex affiliate marketing comes from applying what you know. Whether it is choosing the right broker, tracking your performance, or testing new ideas, the more you practice these strategies, the better your results will be.

Keep improving, stay flexible, and don't stop learning. By doing this, you will increase your chances of success and reach your financial goals.

**THANK YOU FOR READING THIS EBOOK,
AND BEST OF LUCK WITH YOUR FOREX TRADING!**

Index And Glossary

Index

Affiliate marketing, 2
Affiliate marketing, 38
Affiliates, 5
Analytics tools, 60
Appealing, 71
Base currency, 7
Bear market, 18
Broker, 21
Bull market, 18
Checklist, 59
Commissions, 27
Community, 112
Conciseness, 40
Consolidation, 19
Contrarian, 20
Conversion, 134
Currencies, 14
Currency pairs, 7
Dashboards, 129
Domain, 41
Ecn brokers, 25
Entrepreneurs, 5
Exchange, 17
Forex, 2
Forex market, 9
Hashtags, 103

Owen.

Hosting, 42

Income, 3

Lead capture, 59

Leverage, 8

Licensing, 21

Liquidity, 31

Margin, 23

Market, 9

Market maker broker, 32

Mastery, 110

Metrics, 90

Moderate, 116

Nurtures, 96

Optimize, 75

Optimizing, 136

Plugins, 52

Prop firm, 21

Proprietary, 34

Quote currency, 8

Quotes, 26

Real-time, 122

Regulation, 21

Schedule, 105

Seo, 53

Spreads, 26

Stp brokers, 28

Tracking sheet, 131

Traffic, 62

Transaction, 24

Volatility, 27

Wordpress, 51